

**Synthesis and characterization of fish-oil-based epoxy resin and its
blending with epoxidized sunflower oil.**

A Dissertation submitted to

**Department of Chemistry, N.N Saikia College, Titabar for Partial Fulfillment
of B.Sc. Degree in Chemistry Paper DSE-603 Under Dibrugarh University**




Under the Supervision of
Dr. Bhaskar Jyoti Saikia
Department of Chemistry
Nanda Nath Saikia College

Submitted by
Aman Longa
Roll No: 30820004
Reg No: S1905689
B.Sc 6th Semester, 2022
Department of Chemistry
Nanda Nath Saikia College, Titabar

CERTIFICATE

Dr. Bhaskar Jyoti Saikia
Assistant professor
Department of Chemistry
N. N. Saikia College, Titabar

It is my pleasure to forward the dissertation entitled "Synthesis and characterization of fish-oil-based epoxy resin and its blending with epoxidized sunflower oil." submitted by Aman Longa, student of B.Sc. 6th Semester of our College for the partial fulfillment of B.Sc. Degree in Chemistry (Core) under Dibrugarh University, Assam. Aman Longa Carried out the investigation under my constant supervision and guidance. The results enter incorporated in this dissertation have not been submitted to any university or institute for any purpose. The dissertation is in my opinion worthy of consideration for the paper DSE 603 of Chemistry core in accordance with the regulations of Dibrugarh University, Dibrugarh.


(Dr. Partha Pratim Saikia)
Head
HOD Dept. of Chemistry
N.N. Saikia College, Titabar
Dept. of Chemistry

(Dr. Bhaskar Jyoti Saikia)
Supervisor

R. Stafford
23.07.22

External Examiner

ACKNOWLEDGEMENT

I am very much grateful to Dr. Bhaskar Jyoti saikia, Assistant Professor, Department of Chemistry, Nanda Nath Saikia College, Titabar, for his constant supervision and guidance during the course of my dissertation work. I am also thankful to other faculty members of our department Dr. Dhruvajit Borah, , Dr. Jayanta Madhab Bora, Assistant Professor, Department of Chemistry for their suggestions and encouragement. I am grateful to Dr. L Boruah, Principal for providing laboratory facilities. I am also thankful to my friends for their help and support.

With regards

Aman Longa

Aman Longa

B.Sc 6th Semester

Roll No: 30820004

Synthesis and characterization of fish-oil-based thermosetting polymers.

Abstract:

Fish oil and sunflower oil based thermosetting polymer was synthesized from waste-derived fish oil. The oil first oxidized to form epoxides followed by crosslinking with polyamidoamine based crosslinker and citric acid modified cellulose. Synthesized products were characterized by FTIR and ¹H NMR spectroscopy.

Keywords: *Bio-based-epoxy, fish oil, soybean oil, thermal and mechanical properties*

1. Introduction:

Recently, in the synthesis of polymer, the substitution of petroleum-based raw materials with renewable raw materials has attained worldwide consideration due to necessities for sustainability, resolutions for ecological problems and depletion of fossil fuels. Among the various types of renewable raw materials, fish oil and vegetable oils are excellent raw materials for new monomers and polymers due to their easily availability, environmental, and social advantages.

Epoxy resins are a thermosetting synthetic polymer which are basically composed of two substances known as resin and hardener. The main purpose of epoxy is to be used as an adhesive due to its high durability. Epoxy resin adhesive forms an excellent bonding agent. The bonding of the resin can be developed to yield several different products, each with its own unique application. Epoxies are typically used to fabricate high-performance composites with superior mechanical properties, resistance to corrosive liquids, and environments. Epoxies are also used to achieve good electrical properties, good performance at high temperature, and good adhesion to the substrate.

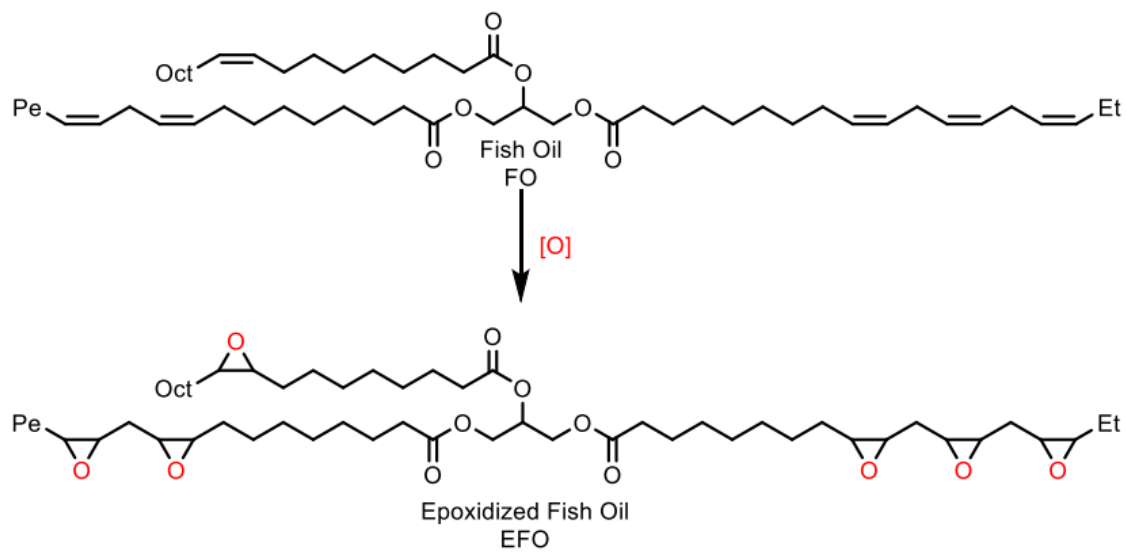
Vegetable oils are esters formed by glycerin and different fatty acids containing from 8 to 24 carbon atoms and between 0 and 7 carbon-carbon double bonds, depending on the plant type and climatic conditions of growing [24, 29]. Moreover, various chemical modifications can be performed on vegetable oils, yielding functionalized vegetable oils (FVOs) that can be used to obtain diverse products. The interest on epoxidized vegetable oils has been increasing in the last years due to their use as renewable and sustainable lubricants, plasticizers or as intermediate to produce a wide range of chemicals.

Fish oil is biodegradable, and is readily available as a byproduct in the production of fish meal. Typically, fish oil has a triglyceride structure with a high percentage of polyunsaturated ν -3 fatty acid side chains, which can contain as many as 5 to 6 non-conjugated carbon-carbon double bonds per ester side chain. These double bonds in the fatty acid chains of the fish oil triglyceride have cis-stereochemistry [5–7] which can be easily converted to corresponding epoxy resins.

Fish processing generates large amounts of waste that is presently used to produce low cost fertilizers or dumped at sea. With approximately 50 wt.% of the total catch being discarded as waste, there is a large amount of material available for use as a feedstock for bio-polymer synthesis. With increasing production in the aquaculture industry to meet the growing demands of a growing population, the amount of waste produced will also increase. This waste will need to be disposed of, at a cost to the industry. The amount of recoverable oil from this waste varies considerably depending on the species, season, and tissue present in the waste material, but can account for up to 50% of the waste material. By utilizing this material for the production of bio-polymers, it does not compete with food production or use large amounts of land space.

As the bio-economy slowly gains interest to the researchers and in industries, the focus is shifting to the synthesis of bio-based epoxy resin extracted from inexpensive and renewable natural resources, such as lignin, vegetable oil, waste-derived fish oil, rosin, sugars, furan, and itaconic acid. Recent bio-based materials showed similar or improved properties than commercial petroleum-based product.

Nevertheless, in the field of bio-based polymer, very little work has been performed in fish oil-based polymers in comparison to vegetable oil-based polymer. Therefore, in this work, we have used fish oil as raw material for the synthesis of epoxy resin. Currently, fish oil is used industrially to produce protective coatings, lubricants, sealants, inks, animal feeds and surfactants. Within this investigation, fish oil based thermosetting polymer is synthesized from waste-derived fish oil with the oil first oxidized to form epoxidized fish oil followed by crosslinking with polyamidoamine based crosslinker.



Polymers ranging from soft crosslinked gel to hard thermosetting plastics have been obtained. ¹H NMR, and FTIR have been used to characterize the structures and physical properties of the fish oil-based polymers. The results indicate that the products are typical

thermosetting polymers with densely crosslinked structures. These polymer materials have densities of approximately 1000 kg/m³, which appear to be independent of their compositions. The structure of the bulk polymer is composed of 40–85 wt% of crosslinked polymer networks plasticized by 15–60 wt% of unreacted free oil.

1.1. Literature review:

J. Wisniak et al (1970) epoxidized anchovy oil of iodine value 188.8 in situ, with preformed peracetic acid, or using a mixed strategy, to determine a kinetic model for the reaction and the optimization of double bond conversion to oxirane rings. In the range of the operating variables, epoxidation and ring opening may be described by a pseudo-first-order reaction, and use of a mixed strategy allows a 92.2% conversion of the double bonds with a final oxirane number of 8.5 and iodine number of 19.4. Optimal conditions correspond to an in situ process at 70° C. with partially preformed peracetic acid and fast addition of the oil, using 6.16 moles of 41 weight % hydrogen peroxide and 0.5 mole of acetic acid, per mole of ethylenic unsaturation, in the presence of 10 weight % dry basis of resin catalyst Dowex 50W-12X, 50/100-mesh. Thermal stability of the epoxidized oil compares favorably with that of commercial PVC plasticizers.

K. Rehman et al (2014) used fish oil for preparation of bio gels using polymer hydrogel and fish oil and found effective as vehicles for transdermal drug delivery. They found that fish oil bigels offer better thermal stability and higher drug permeation than hydrogel formulations alone. The addition of fish oil proved to be beneficial as it allowed bigels to offer higher cumulative drug permeation and drug flux, which may be due to the omega-3 fatty acids. The oleogel-hydrogel proportion of 10:90 was proven to be the best combination for bigels in this study showing higher release and good mechanical properties.

C. Chang et al (2017) developed a process for the production of epoxides with a terminal oxirane group from soybean oil. Optimized reaction parameters were obtained using response surface method(RSM) based on a Box-Behnken experimental design. The model predicted by RSM indicated that the molar ratio of EPCH to soap, CTAB loading, and reaction time were highly significant to epoxidation yield. An epoxidation yield of 94.26%, which was obtained under optimal reaction conditions, was very close to the predicted yield.

D. Piccolo et al (2018) studied the effects of microwave irradiation on the process of epoxidation of soybean oil. A rigorous comparison was performed between the products obtained by conventional and microwave heating, using two batch reactors with the same geometry but different heating sources. The epoxidation of the oil was performed by reaction with peracetic acid generated in situ by reaction between hydrogen peroxide (HP) and acetic acid. Acetic acid and HP 35 wt% were used instead of the commonly used formic acid and HP 60 wt% to reduce the risk of detonation and corrosion. The MW heating showed a strong beneficial effect on the selectivity and especially on the rate of the process, reducing the time required by about 50%.

2. Objective:

The objectives of this study are:

1. Extraction of oil from fish
2. Epoxidation of the extracted fish oil
3. Curing of epoxidized fish oil to produce thermosetting polymer
4. Characterization of the synthesized polymers by FTIR and NMR spectroscopy.

3. Materials:

Acetic Acid glacial (RANKEM), Sodium Hydroxide (RANKEM), Hydrogen Peroxide (RANKEM), Sodium Bicarbonate (RANKEM), Sulphuric Acid (RANKEM), Citric Acid, Cellulose were used as received without further purification.

4. Experimental:

4.1. Extraction of Fish oil:

The extraction process was done using ultrasonic extraction unit. This apparatus consist of 500 ml. extraction beaker, ultrasonic bath and ultrasonic generator. The ultrasonic bath has frequency of 25 kHz. The extraction beaker was immersed in the ultrasonic bath. Ethanol was used as solvent during the extraction process. Extraction process was initially done in the absence of ultrasonic wave. For example, 10 g of dried fish was mixed with 300 mL of ethanol and placed in a 500 mL. beaker. The beaker was left for 20 min at ambient condition without sonication. After that, the sample was filtered to remove the powder and evaporated by using rotary evaporator to get oil. The amount of extracted oil was recorded.

4.2 Epoxidized Fish Oil

Prepared following a previously reported method, with modification of the reaction time, solvent, and equivalents of reagents. Waste-derived fish oil (3.00 g) and CH_3COOH (0.45 g, 7.6 mmol) was dissolved in heptane (0.65 g) and heated in an oil bath to the reaction temperature. An acidified hydrogen peroxide solution (2.60 g, 23 mmol H_2O_2 , 30% wt/wt; 0.026 g conc. H_2SO_4) was added dropwise to the reaction over 1 h. Upon complete addition, the reaction was stirred for 12 h at the desired temperature. The reaction mixture was cooled to 0 °C, dissolved in 5 mL CH_2Cl_2 , and washed with deionized water (3 organic phase was

dried over anhydrous MgSO_4 and the solvent removed under reduced pressure to give yellow oil (1.66 g).



Fig. : Experimental setup for epoxidation of fish oil.



Fig: Synthesized epoxidized fish oil.

4.4. Curing of epoxy resins:

To prepare cured epoxy resin, epoxidized fish oil and mixture of epoxidized fish oil and sunflower oil was dissolved in tetrahydrofuran. Then, amine curing agent, polyamidoamine, was added to the mixture. The mixture was casted into molds and cured by heating at 80 C for 3 h and 150 C for 3hrs.

5. Measurements

Fourier transform infrared (FT-IR) spectra of the samples are recorded on Nicolet Impact 410 FT-IR spectrometer over a frequency range of 4000–500 cm^{-1} . ^1H NMR spectra were recorded using a Bruker DPX300 NMR machine.

6. RESULTS AND DISCUSSION:

6.1 ^1H NMR analysis:

The ^1H NMR spectrum for FO, Figure 1, contains a triplet at 0.87 ppm that corresponds to the terminal methyl group for all fatty acids except ω -3 fatty acids, which appear at 0.97 ppm. Peaks from 1.24 to 1.32 ppm correspond to protons of the methylene groups. A peak at 1.61 ppm represents the proton on the carbon β to the carbonyl group for all fatty acids except DHA. The peak centered on 2.02 ppm corresponds to the protons on the allylic carbons. Peaks from 2.28 to 2.31 ppm correspond to the protons on the carbon β to the carbonyl group for all fatty acids except for DHA, which appears as a small peak at 2.38 ppm. Peaks around 2.80 ppm correspond to protons on allylic carbons between two double bonds, which shifts upfield after epoxidation. Peaks from 4.11 to 4.30 ppm and 5.25 ppm represent the protons in the glycerol chain of the triglyceride, on the methylene and methine carbons, respectively. The peaks around 5.32 ppm correspond to the olefinic protons. The ^1H NMR spectrum for EFO shows new peaks from 2.80 to 3.19 ppm, which corresponds to the formation of the epoxide.

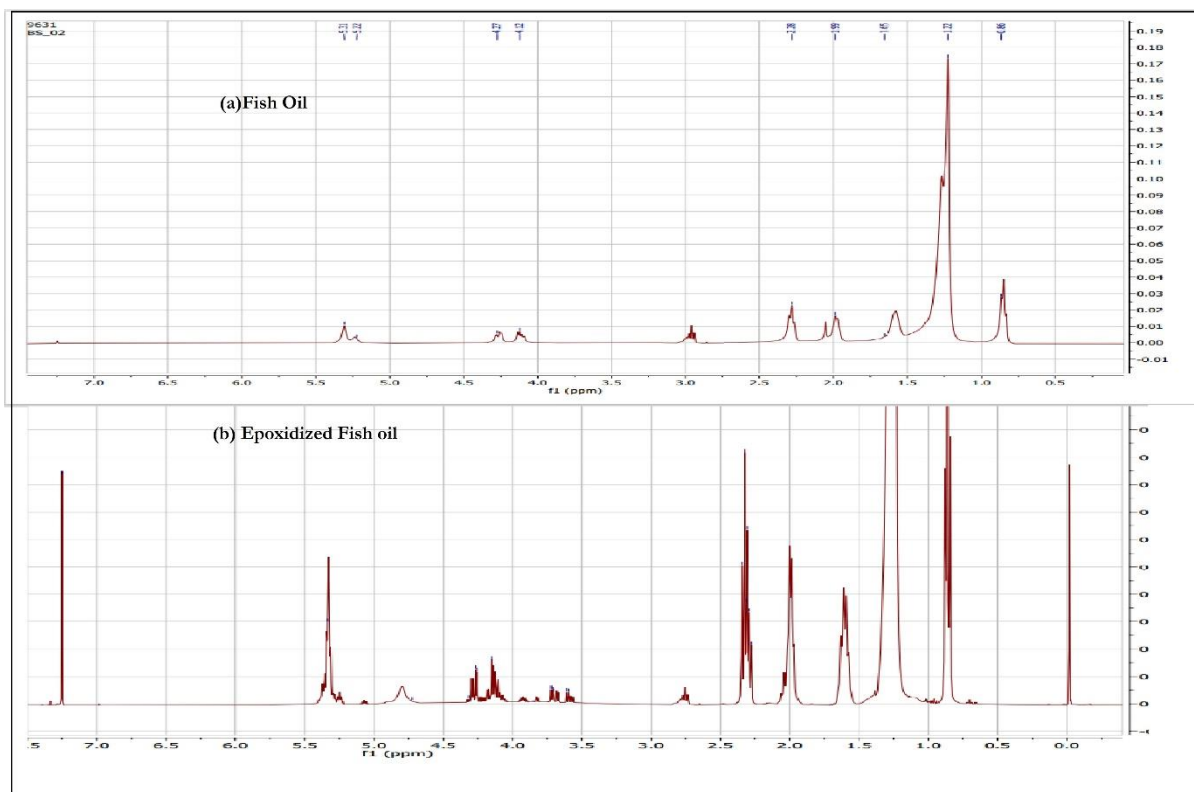
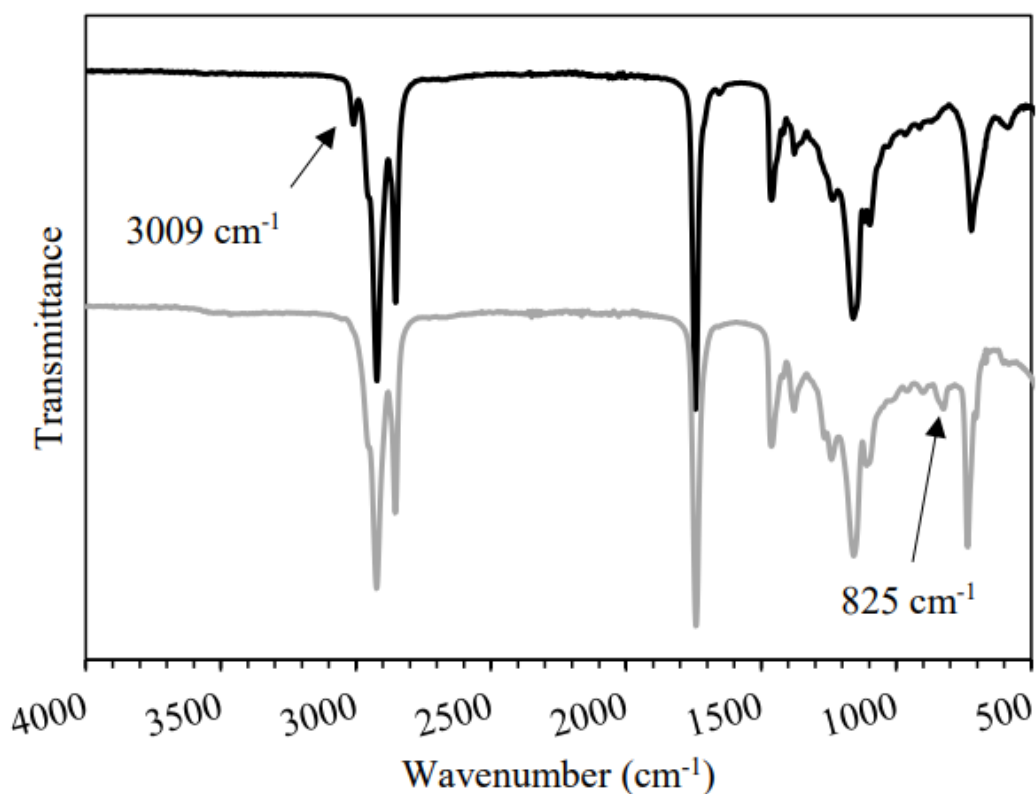


Fig. 1 FT-IR spectra of ¹H NMR spectra of epoxidized fish oil (a) and fish oil (b).

3.1 FT-IR study:

Representative spectra for FO and EFO are shown in Figure 2. The spectrum for FO showed a characteristic band at 3009 cm⁻¹ from the double bonds, which did not appear in the spectrum for EFO. The spectrum for EFO showed a characteristic band at 825 cm⁻¹ from the epoxide group, that was not present in the FO spectrum. Bands at 1743 cm⁻¹ and 1158 cm⁻¹, due to the ester group and bands at 1462 cm⁻¹ and 1377 cm⁻¹, due to the methyl groups, were present in both spectra.



4. Conclusion:

Fish oil was extracted from fish waste. Fish oil based thermosetting polymer was synthesized from waste-derived fish oil with the oil first oxidized to form epoxidized fish oil followed by crosslinking with polyamidoamine based crosslinker. Synthesized products were characterized by FTIR and ¹H NMR spectroscopy.

References:

1. Pasaoglu ME et al. Chemosphere. 2021, 269, 128710.
2. S. R. Sandler, W. Karo, Polymer Syntheses (Second Edition) 1994.
3. J.L.MASSINGILLJR., R.S. BAUER, in Applied Polymer Science: 21st Century, 2000
4. 4M. Kathalewar et al. Eur. Polym. J. 57 (2014) 99–108

5. T. S. Garrison et al. ,Polymers (Basel). 2016, 8(7): 262
6. N.Nagavekar, et al. Volume 248, 1, 2021, 117030
7. T. E. Montung et al. International Journal of Plastics Technology, 22,185–216, 2018
8. J. Wisniak et al ,Ind. Eng. Chem. Prod. Res. Dev. 1970, 9, 1, 33–41
9. K. Rehman et al ,Journal of Oleo Science, 63 (2014), 961-970
10. C. Chang et alIndustrial Crops and Products, 99, 2017,34-40
11. D. Piccolo et al. Chemical Engineering Journal, 377, 2019, 120113
12. S. Abdullah et al. journal of applied science 10(21) 2713-2716, 2010
13. Y.I. Hsu et al. / Polymer Degradation and Stability 178 (2020) 109213