



Feedback Report of Students, Teachers & Alumni
Nanda Nath Saikia College, Titabar
Session 2017-18



Prepared by

IQAC

Nanda Nath Saikia College, Titabar

Feedback Report of Students, Teachers & Alumni
Nanda Nath Saikia College, Titabar
Session 2017-18

Nanda Nath Saikia College is a leading college affiliated to the Dibrugarh University, Assam. Established in 1959, the college is one of the premier institutions of the region. Imparting quality education and creating human resources are the foci of the institution. In this regard, feedback is considered as an important part of teaching and learning. The collection and analysis of feedback from different stakeholders helps to evaluate the role of the institution in imparting education. With this holistic aim, the college has developed a feedback system where different stakeholders such as Students, Teachers, and Alumni participate. To improve the quality of teaching and learning environment and overall infrastructures of the institution, student's feedback of 2017-18 has been collected and analysed. All total 714 students provide feedback on 45 teachers of 13 Departments. The collection and analysis process of the student's feedback was completed in October, 2018. It was placed in the IQAC meeting held on 30/11/2018 where it was reviewed and it was submitted to the Principal. The result of Feedback is analysed by Feedback Committee and relevant suggestions are provided to the administration for taking necessary action. Later, a meeting was called upon on 05/04/2019 by the Principal regarding the report of the feedback committee with the HoDs of all departments and the academic vice principals of the both streams.

The student's feedback was collected and analysed in scientific manner. To improve the quality of teaching and learning environment and overall infrastructure of the institution, student feedback format is prepared. Section A of the feedback format emphasizes on the planning and preparation, teacher's professionalism, punctuality, use of ICT and innovative methods etc. On the other hand, Section B comprises of the question regarding the syllabus and the college facility. The feedback responses are based on five-point rating scale and it has been taken through offline mode.

Summary of Statistics of Feedback Received

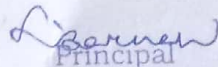
S.N.	Feedback Category	Total number of Stakeholder recorded feedback	Average Opinion of Answer in Percentage
1	Student Feedback	714	Section A: 92.27% Section B: 69.33 %
2	Teachers Feedback	45	82.64%
3	Alumni Feedback	327	87.36%

L. Barman

Principal
N.N. Saikia College
Titabar

Tabular Analysis of Students' Feedback Response
Scale for opinion of stakeholder (Students, Teachers and Alumni)

Q. No	Nature of Question	Opinions of Answer in Percentage					Scale of Opinion	%of Opinion
		Very Good	Good	Satisfactory	Poor	Very Poor		
		4	3	2	1	0		
1	Presents the class in an understandable manner	65.13%	29.83%	3.08%	1.96%	0.70%	Very Good & Good	94.96%
2	The teacher is available for consultations after class hours	61.34%	32.91%	3.50%	1.82%	0.42%	Very Good & Good	94.26%
3	Friendly & openness to students	60.50%	32.63%	3.78%	2.10%	0.98%	Very Good & Good	93.14%
4	Helps students by providing study material, notes	60.92%	32.77%	3.50%	1.68%	1.12%	Very Good & Good	93.70%
5	Uses innovative teaching methods	60.36%	30.39%	5.46%	2.66%	1.12%	Very Good & Good	90.76%
6	Completes syllabus on time	58.96%	32.49%	4.90%	2.94%	0.70%	Very Good & Good	91.46%
7	Teachers covers topics out of syllabus on time	58.40%	30.53%	6.02%	3.92%	1.12%	Very Good & Good	88.94%
8	The teachers uses ICT tools such as LCD/Multimedia etc while teaching	58.40%	31.93%	5.32%	3.36%	0.98%	Very Good & Good	90.34%
9	The assignments and exams cover the materials presented in the course	59.94%	33.33%	2.24%	3.64%	0.84%	Very Good & Good	93.28%


 Principal
 N.N.Saikia College
 Titabar

10	The overall quality of teaching-learning process in your institute	58.54%	33.33%	4.34%	3.08%	0.70%	Very Good & Good	91.88%
Average Rating								92.27%

SECTION-B: COLLEGE FACILITIES

Qu. No	Nature of Question	Opinion of Answer in Percentage					Scale of Opinion	%of Opinion
		Very Good	Good	Satisfactory	Poor	Very Poor		
		4	3	2	1	0		
1	Library facilities	90.62%	5.18%	2.24%	1.26%	1%	Very Good & Good	95.80%
2	Computer & Internet facilities	62.32%	21.29%	11.20%	4.06%	1%	Very Good & Good	83.61%
3	Sport facilities	31.93%	25.35%	30.11%	11.34%	1%	Very Good & Good	57.28%
4	Gymnasium facilities	49.58%	26.75%	10.22%	11.48%	2%	Very Good & Good	76.33%
5	Health Care facilities	47.90%	26.89%	10.92%	11.62%	3%	Very Good & Good	74.79%
6	Toilet facilities	24.93%	26.61%	20.59%	23.81%	4%	Very Good & Good	51.54%
7	Canteen facilities	24.51%	25.49%	21.43%	24.93%	4%	Very Good & Good	50.00%
8	Recreational/ Girls/ Boys common room facilities	24.79%	25.07%	20.17%	25.91%	4%	Very Good & Good	49.86%

K. Sarma
Principal
N.N. Saikia College
Titabar

9	Drinking Water facilities	31.23%	17.93%	21.99%	24.93%	4%	Very Good & Good	49.16%
10	Electricity facilities	58.96%	27.73%	8.26%	2.66%	2%	Very Good & Good	86.69%
Average rating								69.33%

Tabular Analysis of Teachers Feedback Response

Q. No	Nature of Question	Opinions of Answer in Percentage					Scale of Opinion	% of Opinion
		Very Good	Good	Satisfactory	Poor	Very Poor		
1	Syllabus is suitable to the course	48.89%	35.56%	15.56%	0.00%	0%	Very Good & Good	84.44%
2	Syllabus is need based	46.67%	44.44%	6.67%	2.22%	0%	Very Good & Good	91.11%
3	Aims & Objectives of syllabi are well defined and clear to the teachers and students	48.89%	40.00%	11.11%	0.00%	0%	Very Good & Good	88.89%
4	Course content is followed by corresponding reference materials	42.22%	44.44%	11.11%	2.22%	0%	Very Good & Good	86.67%
5	Sufficient number of prescribed books are available in the library	42.22%	46.67%	11.11%	0.00%	0%	Very Good & Good	88.89%

R. Sarmah

Principal
N.N.Saikia College
Titabar

6	The course/syllabus has good balance between theory and application	42.22%	37.78%	13.33%	4.44%	2%	Very Good & Good	80.00%
7	The course/syllabus made me interested in the subject area	46.67%	40.00%	8.89%	4.44%	0%	Very Good & Good	86.67%
8	Counseling and placement	44.44%	42.22%	13.33%	0.00%	0%	Very Good & Good	86.67%
9	The course/syllabus of the subject increased my knowledge and perspective in the subject area	48.89%	35.56%	11.11%	4.44%	0%	Very Good & Good	84.44%
10	The course/syllabus carries sufficient number of optional papers	35.56%	53.33%	6.67%	4.44%	0%	Very Good & Good	88.89%
11	The books prescribed listed as reference materials are relevant updated and appropriate	28.89%	48.89%	15.56%	6.67%	0%	Very Good & Good	77.78%
12	Infrastructural facilities, such as teachers rooms/crèche, class room, reading room and toilet	24.44%	48.89%	24.44%	2.22%	0%	Very Good & Good	73.33%

R. Barman
Principal
N.N.Saikia College
Titabar

13	Canteen is available at the faculty level	22.22%	44.44%	17.78%	11.11%	4%	Very Good & Good	66.67%
14	I have the freedom to propose, modify, suggest, and incorporate new topics in the syllabus	28.89%	35.56%	20.00%	8.89%	7%	Very Good & Good	64.44%
15	I have the freedom to adopt new techniques / strategies of teaching such as seminar presentations, group discussions and learners participations	46.67%	42.22%	6.67%	4.44%	0%	Very Good & Good	88.89%
16	The environment in the department is conducive to teaching and research	40.00%	40.00%	13.33%	6.67%	0%	Very Good & Good	80.00%
17	The administration is teacher friendly	46.67%	37.78%	11.11%	4.44%	0%	Very Good & Good	84.44%
18	The college provide adequate and smooth support for projects and research facilities	42.22%	42.22%	13.33%	2.22%	0%	Very Good & Good	84.44%

R. Sanyal

Principal
N.N.Saikia College
Titabar

19	The college provides adequate funding and support to faculty members for upgrading their skills and qualifications	40.91%	38.64%	13.64%	6.82%	0%	Very Good & Good	79.55%
20	Provisions for professional development are non-discriminatory	44.44%	42.22%	11.11%	2.22%	0%	Very Good & Good	86.67%
Average rating								82.64%

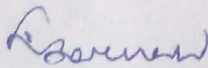
Tabular Analysis of Alumni Feedback Response

Q. No.	Nature of Question	Opinions of Answer in Percentage					Scale of Opinion	% of Opinion
		Very Good	Good	Satisfactory	Poor	Very Poor		
1	Admission procedure	51.38%	40.67%	7.34%	0.61%	0.00%	Very Good & Good	92.05%
2	Fee Structure	51.38%	41.28%	6.42%	0.92%	0.00%	Very Good & Good	92.66%
3	Infrastructure and Lab facilities provided	47.40%	46.79%	4.28%	1.53%	0.00%	Very Good & Good	94.19%
4	Quality of teaching and support materials	54.43%	43.73%	0.92%	0.61%	0.31%	Very Good & Good	98.17%
5	Additional skill acquired apart from regular degree	29.05%	44.04%	21.41%	4.59%	0.92%	Very Good & Good	73.09%

R. Boreen

Principal
N.N.Saikia College
Titabar

6	Library, Seminar hall, Reading room, computer facilities	54.43%	36.09%	7.34%	2.14%	0.00%	Very Good& Good	90.52%
7	Support from administrative staff	52.91%	38.84%	8.26%	0.00%	0.00%	Very Good& Good	91.74%
8	Counseling and placement	43.43%	39.14%	14.68%	2.75%	0.00%	Very Good& Good	82.57%
9	Extracurricular activities by the college for overall development	35.78%	48.32%	15.90%	0.00%	0.00%	Very Good& Good	84.10%
10	Activities organised by the college for overall development	41.59%	45.26%	13.15%	0.00%	0.00%	Very Good& Good	86.85%
11	Handling of grievances (complaints)	24.77%	44.65%	23.85%	6.73%	0.00%	Very Good& Good	69.42%
12	Significance of the course that you learnt in relation to current job	31.19%	59.33%	9.48%	0.00%	0.00%	Very Good& Good	90.52%
13	Alumni Association/Network of old friends	22.02%	65.14%	7.95%	3.06%	1.83%	Very Good& Good	87.16%
14	Learning experience in terms of their relevance to the real life application	40.37%	43.43%	12.54%	3.67%	0.00%	Very Good& Good	83.79%
15	Overall rating of the college	52.60%	40.98%	6.42%	0.00%	0.00%	Very Good& Good	93.58%
Average rating								87.36%

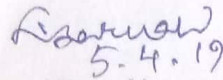

 Principal
 N.N.Saikia College
 Titabar

Suggestion of Feedback Committee:

1. It was observed that regarding the completion of syllabus on time by the teachers 88.94% students found it very good and good. The feedback committee suggested the authority to appeal all the teachers to cover the syllabus 100% within the stipulated time.
2. The college need to increase more books in the library to cope up with the upcoming CBCS curriculum.
3. The college should construct more ICT enabled classrooms.
4. The counselling and placement cell should be more vibrant to cater the needs of students.
5. Alumni Association need to be government registered. The committee suggest the alumni association to do the needful.
6. Boys' hostel needs to be constructed for the male students coming from distant areas.
7. Canteen facilities should be increased for the convenience of teachers and students.
8. Sports facilities need to be improved. Indoor stadium should be constructed in the institution. More sports equipments need to be purchased.
9. As per students feedback gymnasium facilities need to be improved.
10. It was observed that regarding the Internet facility 83.61% students found it very good and good. The feedback committee suggested the authority to improve the facility..
11. The respective teachers should be encouraged to undertake innovative research projects. The feedback committee has provided a few suggestions to the administration of the college to implement these in the near future for overall development of academic ambience of the institute.

Feedback Committee:

Chairperson	: Principal, N. N. Saikia College, Titabar
Vice Chairperson	: Vice Principal (Administrative), N. N. Saikia College, Titabar
Convenor	: Coordinator, IQAC.
Members	: Dr. Nirmal Jyoti Konwar, Department of History Dr. Devaprotim Hazarika, Department of Assamese


5-4-19
(Dr. Litool Baruah)
Principal
N.N.Saikia College
Titabar
Principal
N.N.Saikia College
Titabar

