



**Feedback Report of Students, Teachers, Alumni &
Employers**

Nanda Nath Saikia College, Titabar

Session 2021-22



Prepared by

IQAC

Nanda Nath Saikia College, Titabar


Feedback Report of Students, Teachers, Alumni & Employers
Nanda Nath Saikia College, Titabar
Session 2021-22

Nanda Nath Saikia College is a leading college affiliated to the Dibrugarh University, Assam. Established in 1959, the college is one of the premier institutions of the region. Imparting quality education and creating human resources are the foci of the institution. In this regard, feedback is considered as an important part of teaching and learning. The collection and analysis of feedback from different stakeholders helps to evaluate the role of the institution in imparting education. With this holistic aim, the college has developed a feedback system where different stakeholders such as Students, Teachers, Alumni and Employers participate. To improve the quality of teaching and learning environment and overall infrastructures of the institution, student's feedback of 2021-22 has been collected and analysed. All total 409 students provide feedback on 42 teachers of the 13 Departments. The collection and analysis process of the student's feedback was completed in October, 2022. It was placed in the IQAC meeting held 22/11/2022 where it was reviewed and it was submitted to the Principal. Later, a meeting was called upon on 05/12/2022 by the Principal regarding the report of the feedback committee with the HoDs of all the departments and the academic vice principals of the both streams.

The student's feedback was collected and analysed in scientific manner. Section A of the feedback format emphasizes on the planning and preparation, teacher's professionalism, punctuality, use of ICT and innovative methods etc. On the other hand, Section B comprises of the question regarding the syllabus and the college facility. The feedback responses are based on five-point rating scale and it has been taken through online mode.

Summary of Statistics of Feedback Received

S.N.	Feedback Category	Total number of Stakeholder recorded feedback	Average Opinion of Answer in Percentage
1	Student Feedback	409	Section A: 96.63% Section B: 83.02% Section C: 80.32%
2	Teachers Feedback	42	70.12%
3	Alumni Feedback	102	87.26%
4	Employers Feedback	106	87.97%



Principal
N.N.Saikia College
Titabar

Tabular Analysis of Students' Feedback Response
Scale for opinion of stakeholder (Students, Teachers, Alumni and Employers)

SECTION A: STUDENT FEEDBACK ON TEAHING STAFF

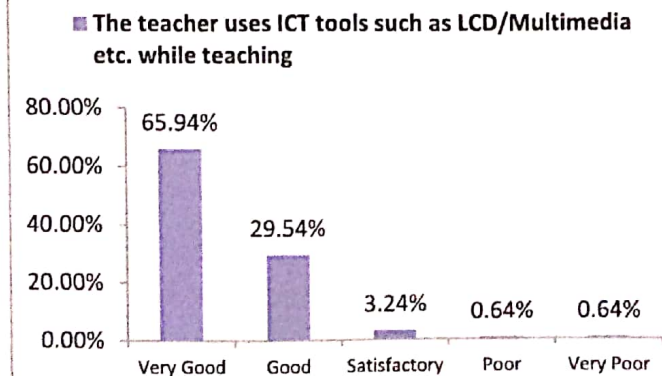
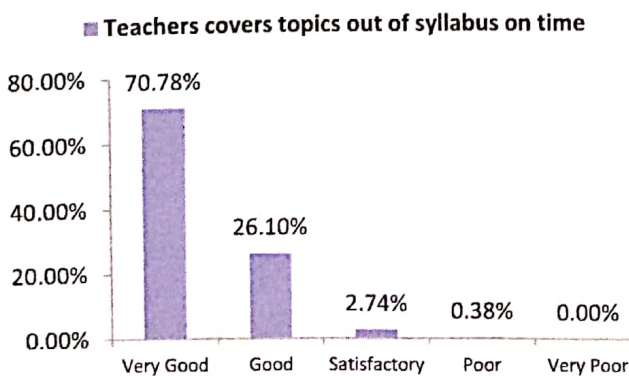
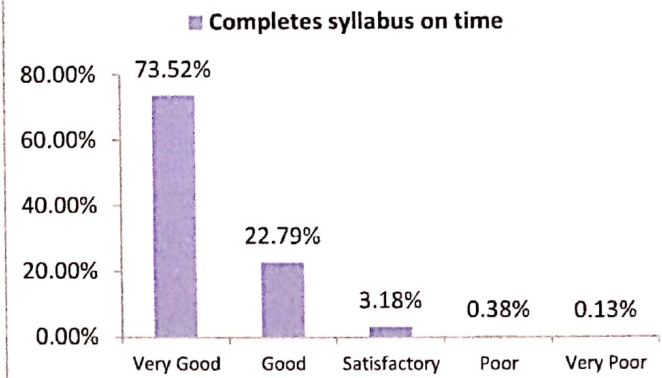
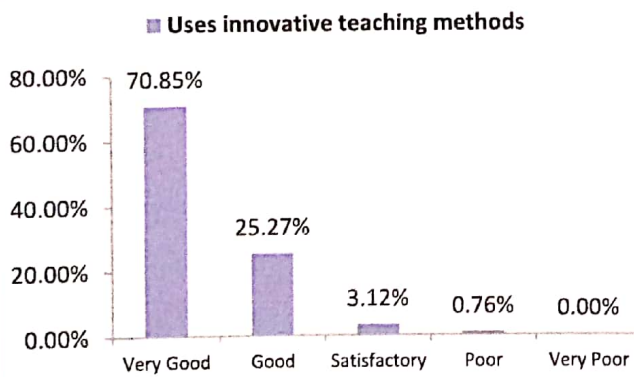
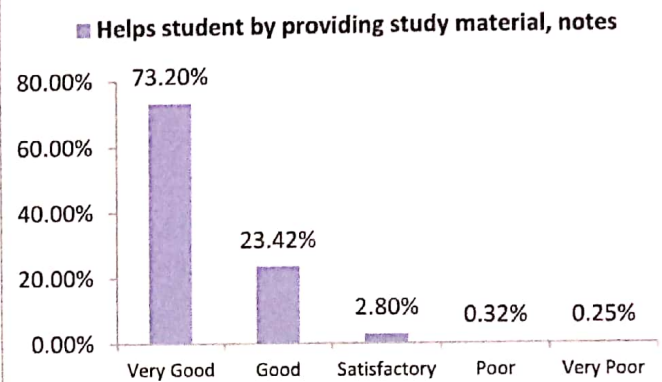
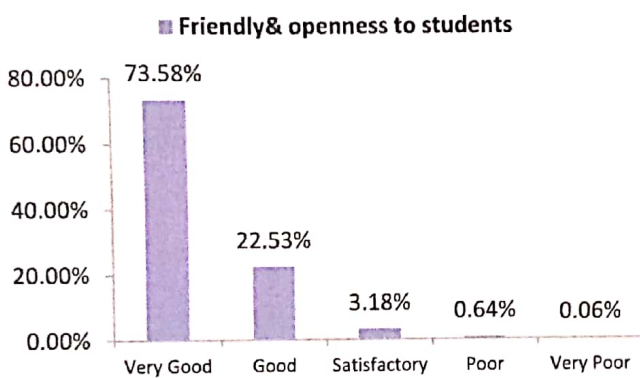
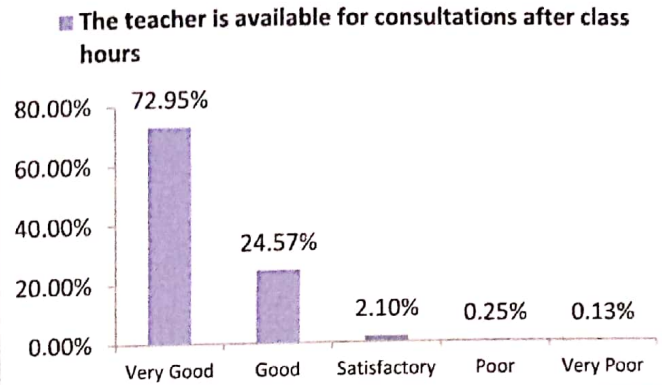
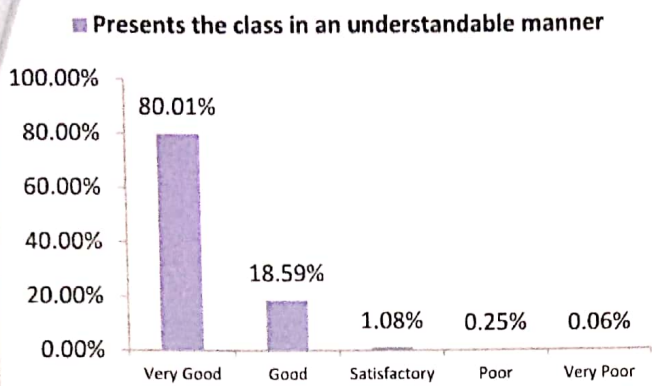
Qu. No	Nature of Question	Opinions of Answer in Percentage					Scale of Opinion	% of Opinion
		Very Good	Good	Satisfactory	Poor	Very Poor		
		4	3	2	1	0		
1	Presents the class in an understandable manner	80.01%	18.59%	1.08%	0.25%	0.06%	Very Good& Good	98.60%
2	The teacher is available for consultations after class hours	72.95%	24.57%	2.10%	0.25%	0.13%	Very Good& Good	97.52%
3	Friendly& openness to students	73.58%	22.53%	3.18%	0.64%	0.06%	Very Good& Good	96.11%
4	Helps student by providing study material, notes	73.20%	23.42%	2.80%	0.32%	0.25%	Very Good& Good	96.62%
5	Uses innovative teaching methods	70.85%	25.27%	3.12%	0.76%	0.00%	Very Good& Good	96.12%
6	Completes syllabus on time	73.52%	22.79%	3.18%	0.38%	0.13%	Very Good& Good	96.31%
7	Teachers covers topics out of syllabus on time	70.78%	26.10%	2.74%	0.38%	0.00%	Very Good& Good	96.88%
8	The teacher uses ICT tools such as LCD/Multimedia etc. while teaching	65.94%	29.54%	3.24%	0.64%	0.64%	Very Good& Good	95.48%
9	The assignments and exams cover the materials presented in the course	71.29%	25.33%	2.55%	0.64%	0.19%	Very Good& Good	96.62%
10	The overall quality of teaching-learning process in your institute	71.74%	24.25%	3.44%	0.57%	0.00%	Very Good& Good	95.99%
Average Rating								96.63%

Asarwan
Principal
N.N.Saikia College
Titabar



Graphical Representation of Students Feedback Response 2021-22

SECTION - A

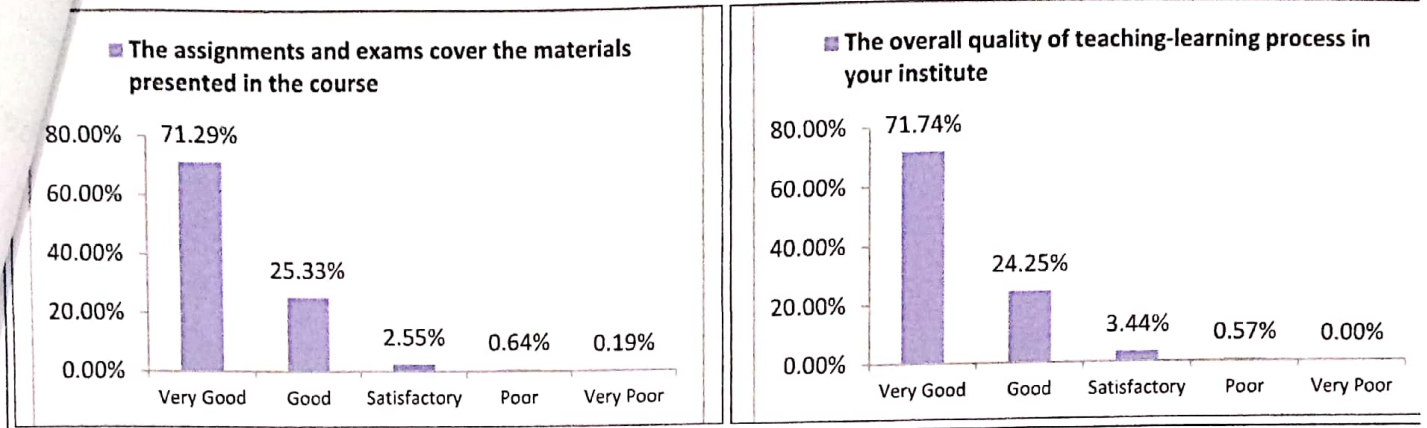


[Signature]

Principal
N.N.Saikia College
Titabar

Graphical Representation of Students Feedback Response 2021-22

SECTION -A



Lizama

Principal
N.N.Saikia College
Titabar

SECTION-B: SYLLABUS & COLLEGE FACILITIES

Qu. No	Nature of Question	Opinion of Answer in Percentage					Scale of Opinion	%of Opinion
		Very Good	Good	Satisfactory	Poor	Very Poor		
		4	3	2	1	0		
1	Syllabus is suitable to the course	60.64%	33.74%	4.40%	0.73%	0%	Very Good & Good	94.38%
2	Syllabus is need based	57.21%	36.92%	5.13%	0.49%	0%	Very Good & Good	94.13%
3	Aims and objectives of the syllabi are well defined and clear to the teachers and students	55.26%	38.88%	4.89%	0.98%	0%	Very Good & Good	94.13%
4	The course/syllabus is balanced between theory and application	56.72%	35.21%	6.85%	1.22%	0%	Very Good & Good	91.93%
5	The course/syllabus of the subject increase my knowledge and perspective in the subject area	55.99%	38.39%	4.40%	0.98%	0%	Very Good & Good	94.38%
6	Library facilities	63.81%	25.92%	8.31%	0.73%	1%	Very Good & Good	89.73%
7	Computer & Internet facilities	43.77%	36.43%	11.74%	5.87%	3%	Very Good & Good	80.20%
8	Sport facilities	44.01%	33.50%	12.22%	7.33%	3%	Very Good & Good	77.51%
9	Gymnasium facilities	35.45%	38.39%	12.96%	9.54%	4%	Very Good & Good	73.84%

S. Saikia

Principal
N.N.Saikia College
Titabar

10	Health Care facilities	33.01%	40.83%	13.20%	8.56%	4%	Very Good & Good	73.84%
11	Toilet facilities	33.50%	34.23%	17.60%	10.02%	5%	Very Good & Good	67.73%
12	Canteen facilities	33.01%	36.92%	17.11%	9.54%	3%	Very Good & Good	69.93%
13	Recreational/ Girls/ Boys common room facilities	39.12%	34.23%	13.94%	8.56%	4%	Very Good & Good	73.35%
14	Drinking Water facilities	42.05%	36.67%	12.96%	6.11%	2%	Very Good & Good	78.73%
15	Electricity facilities	53.30%	38.14%	6.60%	1.96%	0%	Very Good & Good	91.44%
		Average rating						83.02%

SECTION-C: STUDENT FEEDBACK ON COLLEGE EMPLOYEES AND ADMINISTRATION

Qu. No	Nature of Question	Opinions of Answer in Percentage					Scale of Opinion	%of Opinion
		Very Good	Good	Satisfactory	Poor	Very Poor		
		4	3	2	1	0		
1	How do you rate the admission procedure of the college	52.32%	36.19%	8.56%	2.20%	0.73%	Very Good & Good	88.51%
2	Rate the Cooperation of the office staff of the college	44.74%	32.76%	11.74%	7.09%	3.67%	Very Good & Good	77.51%
3	Rate the cooperation of the library staff of the college	52.57%	36.19%	6.60%	3.67%	0.98%	Very Good & Good	88.75%


 Principal
 N.N.Saikia College
 Titabar

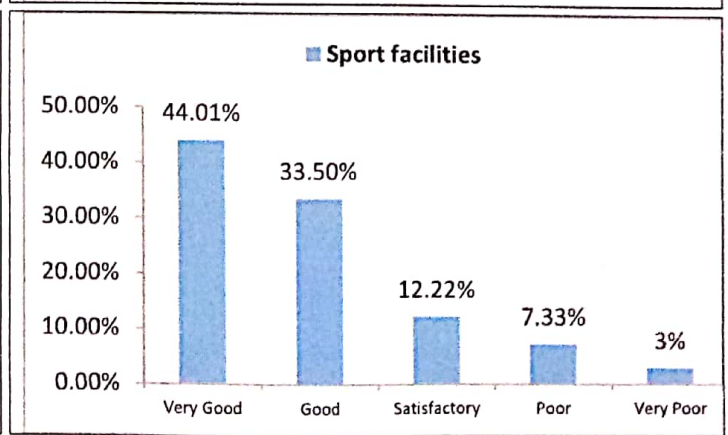
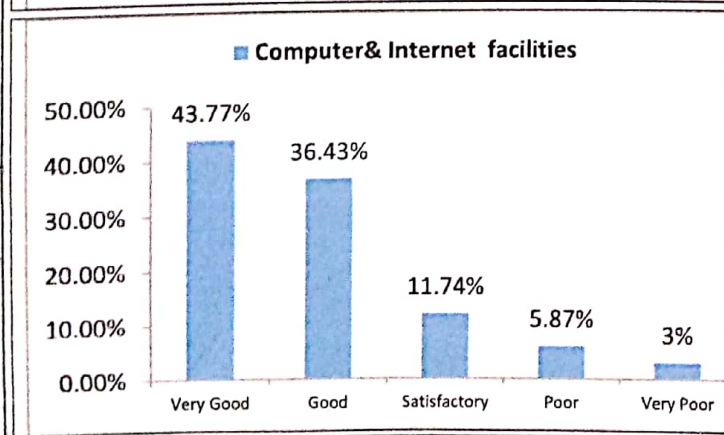
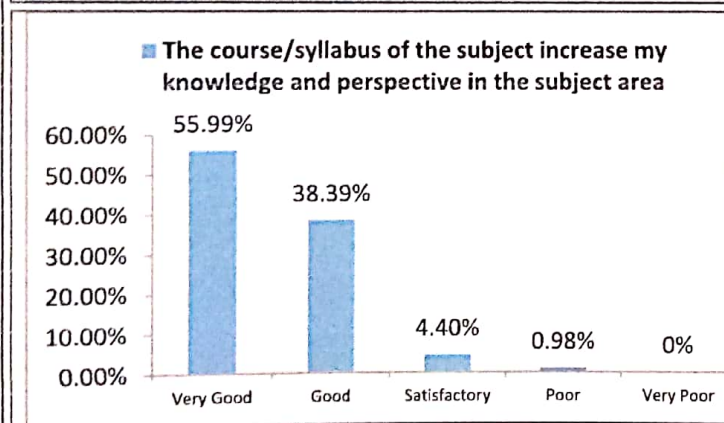
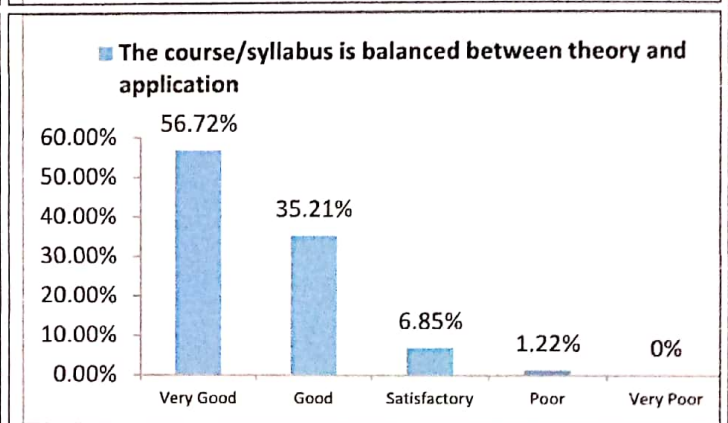
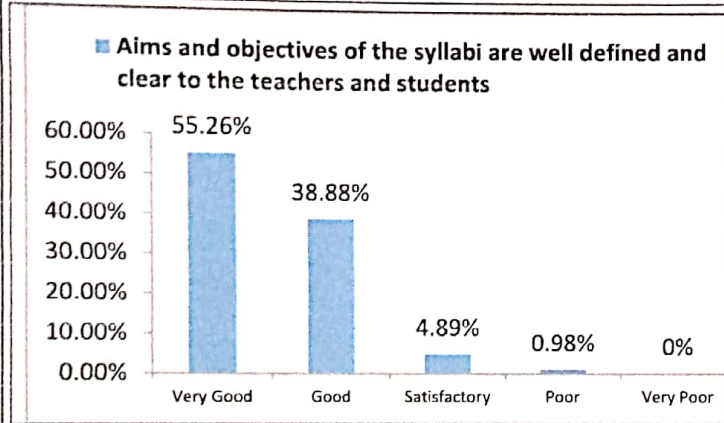
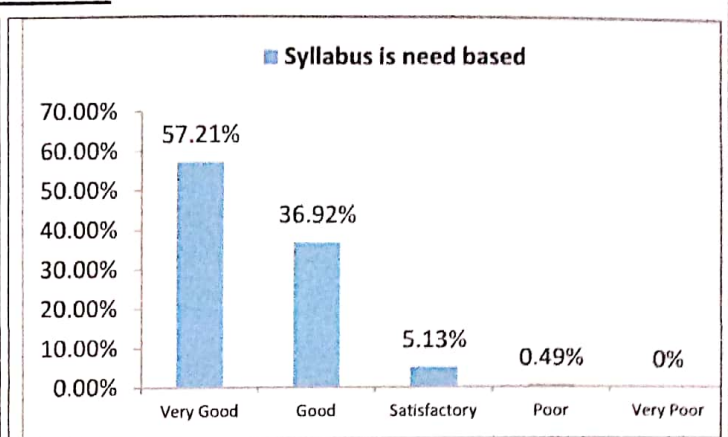
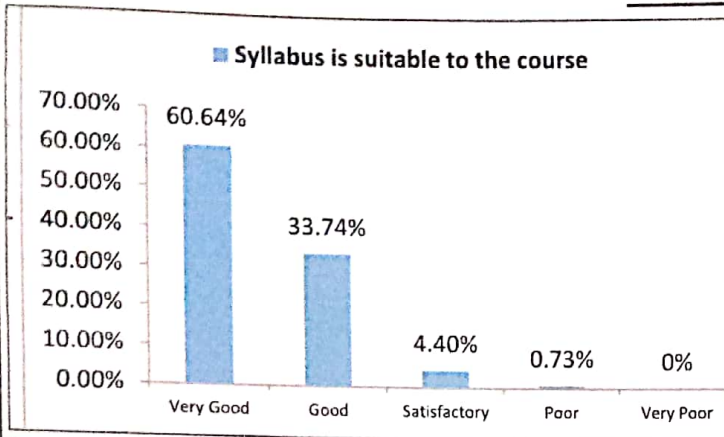
4	Rate the administrative cooperation in student related activities, college week, youth festival, NCC, NSS etc.	44.99%	37.16%	10.02%	4.65%	3.18%	Very Good & Good	82.15%
5	Rate the Grievance Mechanism of the college	43.03%	34.72%	13.69%	4.65%	3.91%	Very Good & Good	77.75%
6	Rate the Mentoring Facilities by concerned departments	41.32%	33.25%	10.76%	10.51%	4.16%	Very Good & Good	74.57%
7	Rate the welfare activities of the college	45.23%	30.81%	13.20%	8.07%	2.69%	Very Good & Good	76.04%
8	What is your opinion about the overall cooperation of College Authority	44.99%	32.27%	13.45%	6.11%	3.18%	Very Good & Good	77.26%
Average rating								80.32%

Asarwal

Principal
N.N.Saikia College
Titabar

Graphical Representation of Students Feedback Response 2021-22

SECTION - B

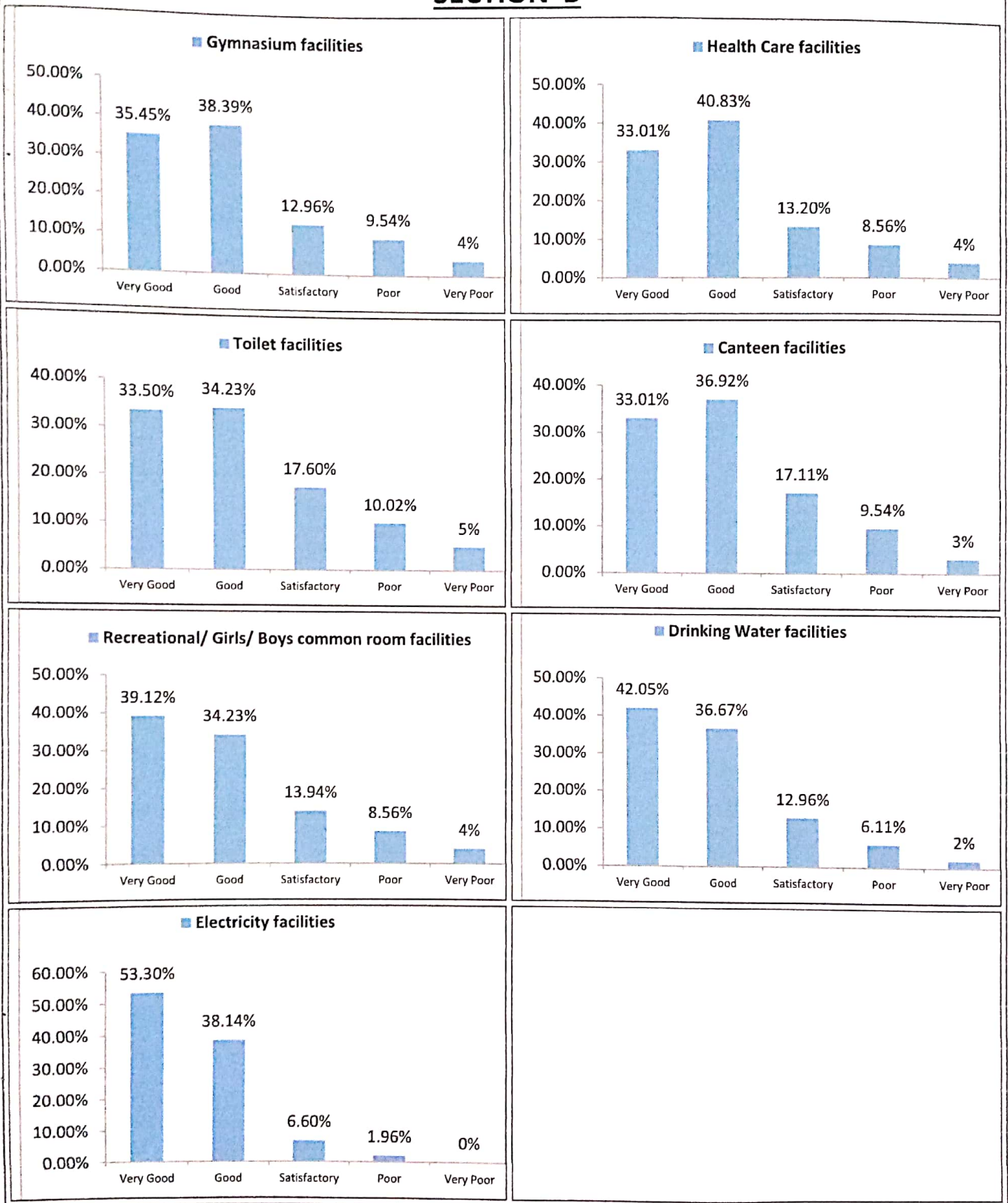


[Signature]

Principal
N.N.Saikia College
Titabar

Graphical Representation of Students Feedback Response 2021-22

SECTION - B

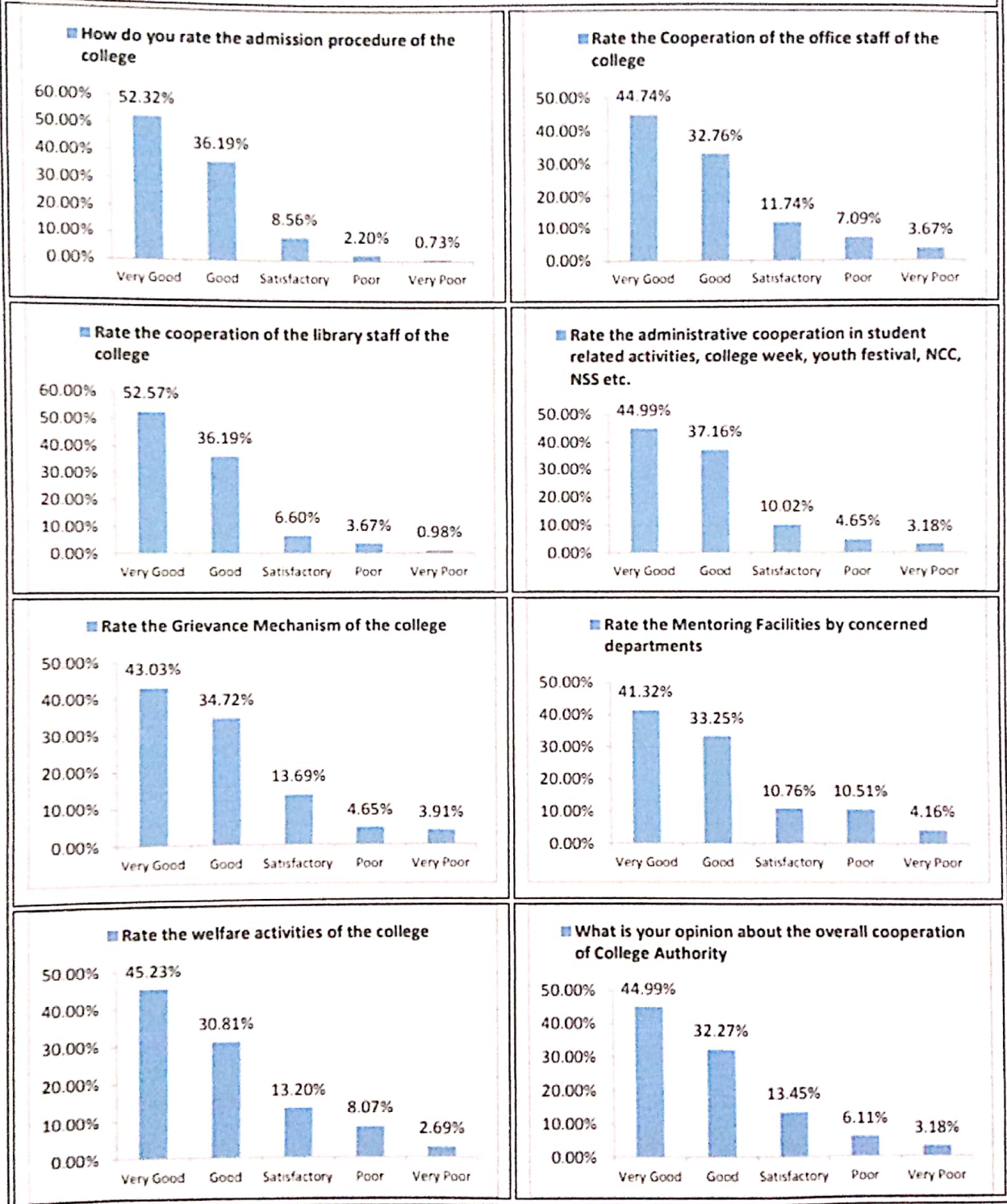


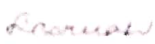
Asarwan

Principal
N.N.Saikia College
Titabar

Graphical Representation of Students Feedback Response 2021-22

SECTION-C




 Principal
 N.N. Saikia College
 Titabar

Teachers Feedback, 2021-22
N. N. Saikia College, Titabar

Q. No	Nature of Question	Opinions of Answer in Percentage					Scale of Opinion	% of Opinion
		Very Good	Good	Satisfactory	Poor	Very Poor		
1	Syllabus is suitable to the course	46.34%	34.15%	19.51%	0.00%	0%	Very Good & Good	80.49%
2	Syllabus is need based	34.15%	46.34%	19.51%	0.00%	0%	Very Good & Good	80.49%
3	Aims & Objectives of syllabi are well defined and clear to the teachers and students	34.15%	43.90%	19.51%	2.44%	0%	Very Good & Good	78.05%
4	Course content is followed by corresponding reference materials	36.59%	51.22%	12.20%	0.00%	0%	Very Good & Good	87.80%
5	Sufficient number of prescribed books are available in the library	43.90%	36.59%	12.20%	7.32%	0%	Very Good & Good	80.49%
6	The course/syllabus has good balance between theory and application	21.95%	51.22%	24.39%	2.44%	0%	Very Good & Good	73.17%
7	The course/syllabus made me interested in the subject area	39.02%	48.78%	12.20%	0.00%	0%	Very Good & Good	87.80%
8	Counselling and placement	41.46%	53.66%	4.88%	0.00%	0%	Very Good & Good	95.12%

(Signature)

Principal
N.N.Saikia College
Titabar

9	The course/syllabus of the subject increased my knowledge and perspective in the subject area	34.15%	34.15%	29.27%	2.44%	0%	Very Good & Good	68.29%
10	The course/syllabus carries sufficient number of optional papers	31.71%	43.90%	24.39%	0.00%	0%	Very Good & Good	75.61%
11	The books prescribed listed as reference materials are relevant updated and appropriate	29.27%	43.90%	21.95%	4.88%	0%	Very Good & Good	73.17%
12	Infrastructural facilities, such as teachers rooms/crèche, class room, reading room and toilet	4.88%	24.39%	34.15%	34.15%	2%	Very Good & Good	29.27%
13	Canteen is available at the faculty level	4.88%	21.95%	41.46%	29.27%	2%	Very Good & Good	26.83%
14	I have the freedom to propose, modify, suggest, and incorporate new topics in the syllabus	2.44%	34.15%	21.95%	26.83%	15%	Very Good & Good	36.59%

K. Sannu

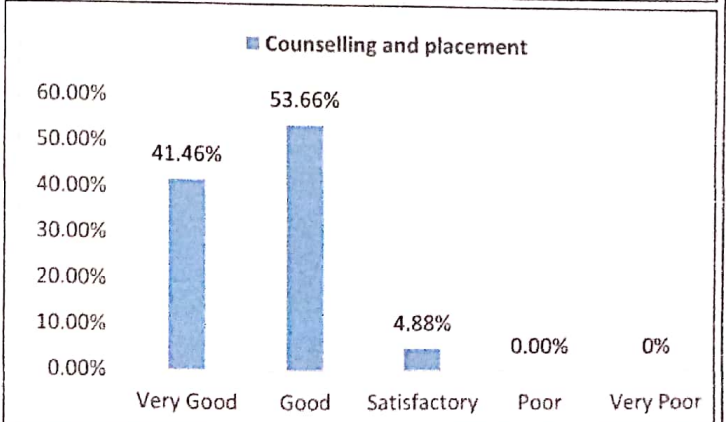
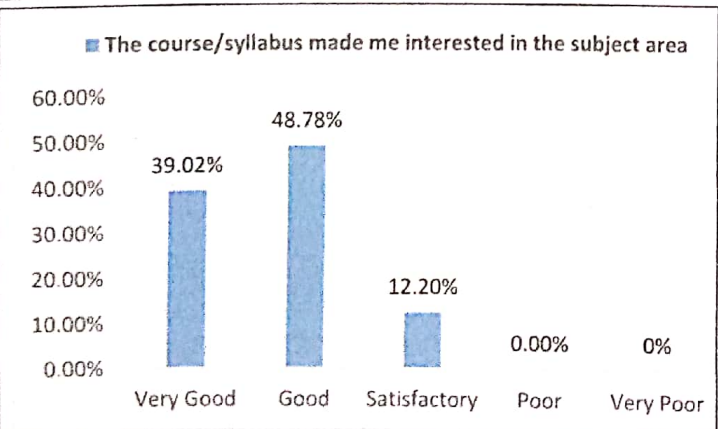
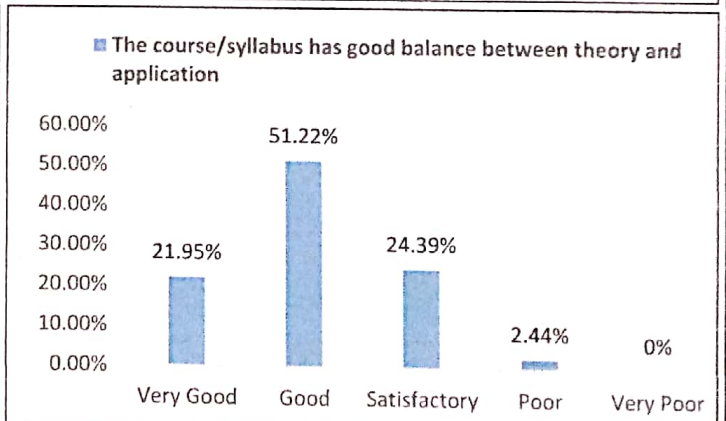
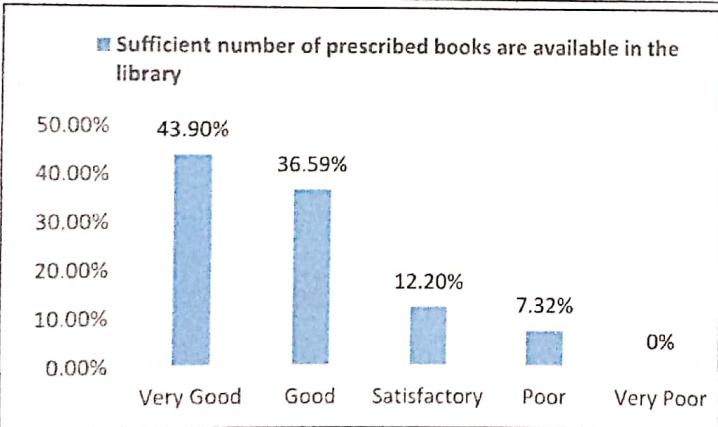
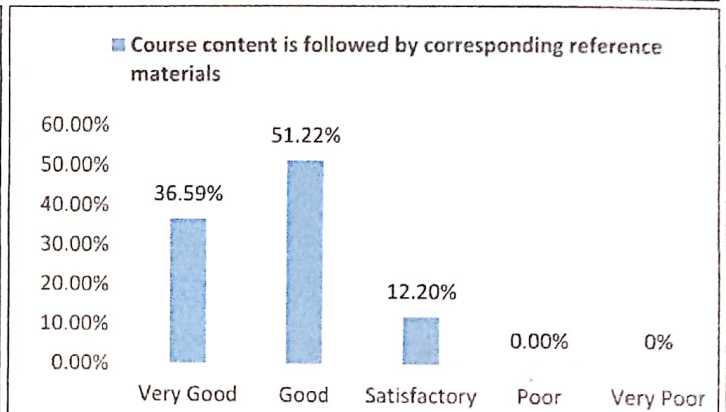
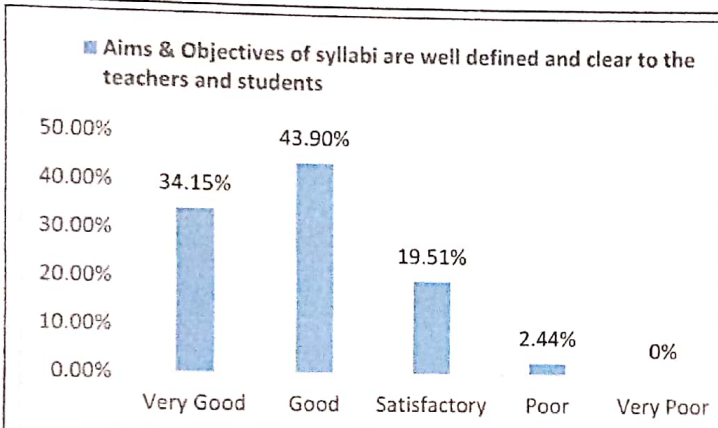
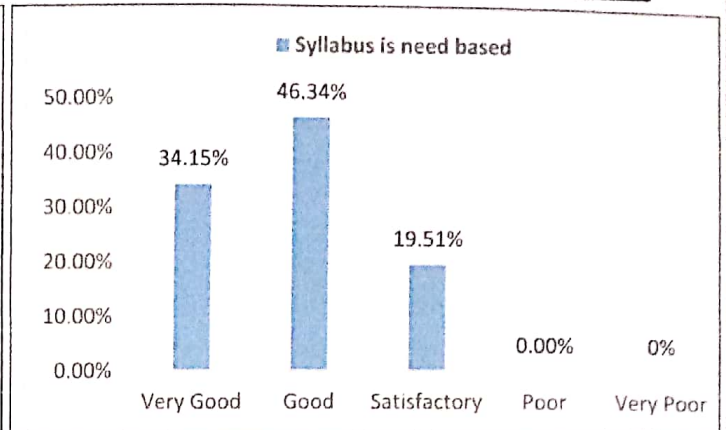
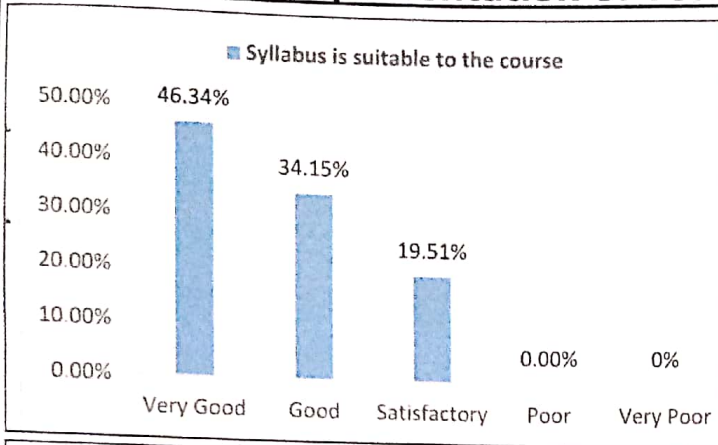
Principal
N.N.Saikia College
Titabar

15	I have the freedom to adopt new techniques / strategies of teaching such as seminar presentations, group discussions and learners participations	52.50%	42.50%	2.50%	2.50%	0%	Very Good & Good	95.00%
16	The environment in the department is conducive to teaching and research	51.22%	26.83%	21.95%	0.00%	0%	Very Good & Good	78.05%
17	The administration is teacher friendly	41.46%	41.46%	17.07%	0.00%	0%	Very Good & Good	82.93%
18	The college provide adequate and smooth support for projects and research facilities	31.71%	31.71%	36.59%	0.00%	0%	Very Good & Good	63.41%
19	The college provides adequate funding and support to faculty members for upgrading their skills and qualifications	9.76%	29.27%	53.66%	2.44%	5%	Very Good & Good	39.02%
20	Provisions for professional development are non-discriminatory	17.07%	53.66%	29.27%	0.00%	0%	Very Good & Good	70.73%
Average rating								70.12%

Rizwan

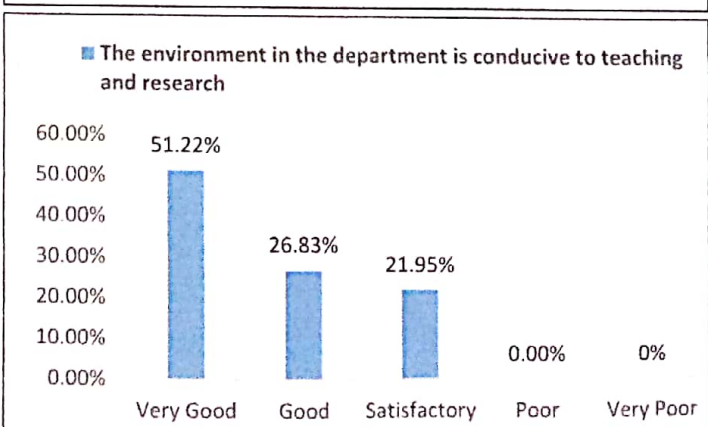
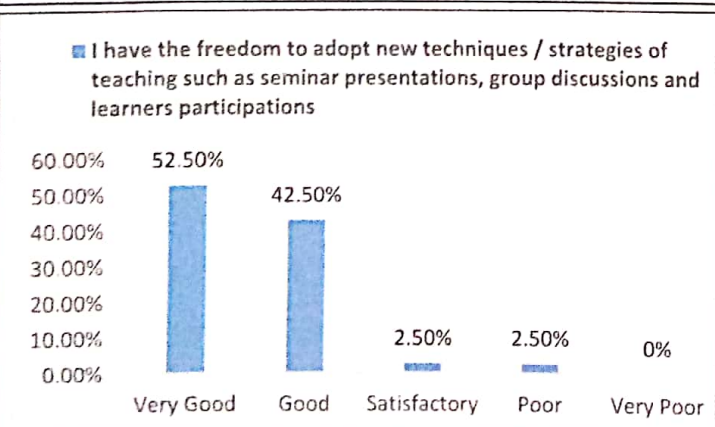
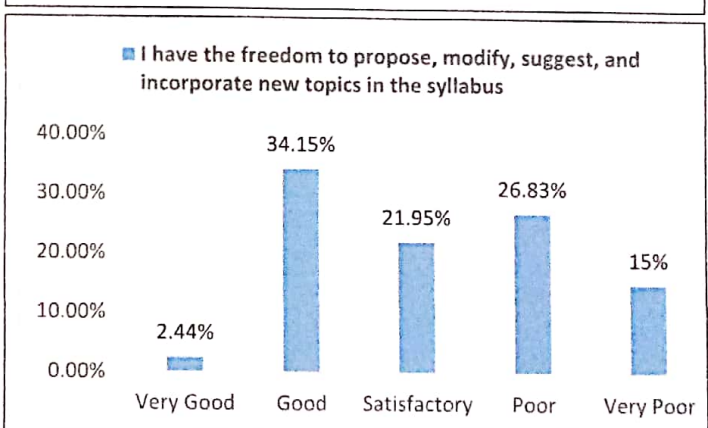
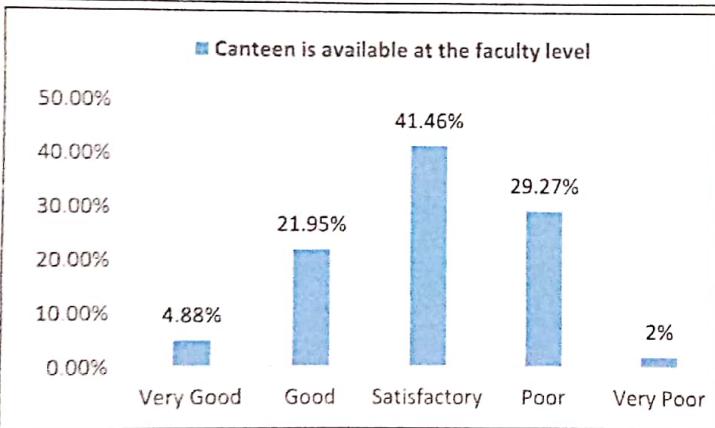
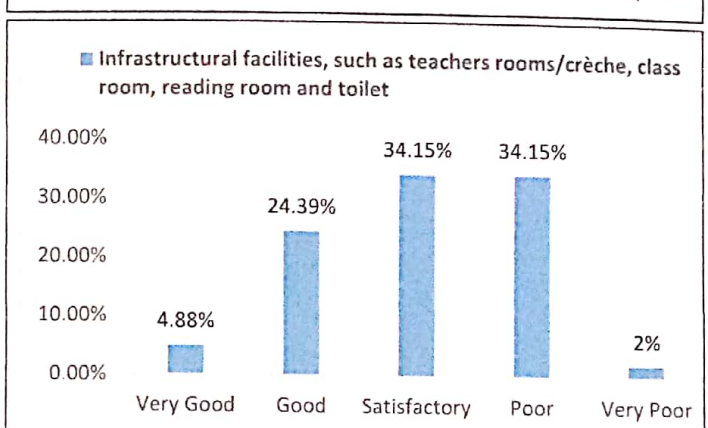
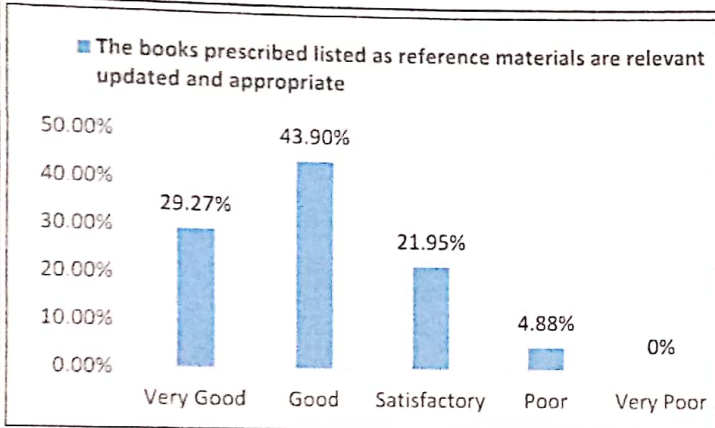
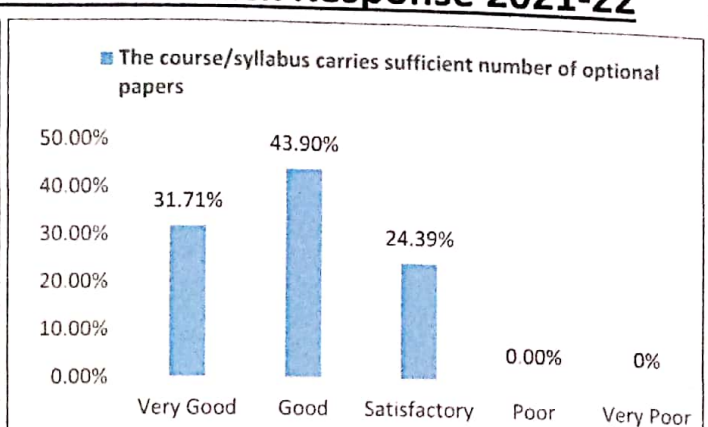
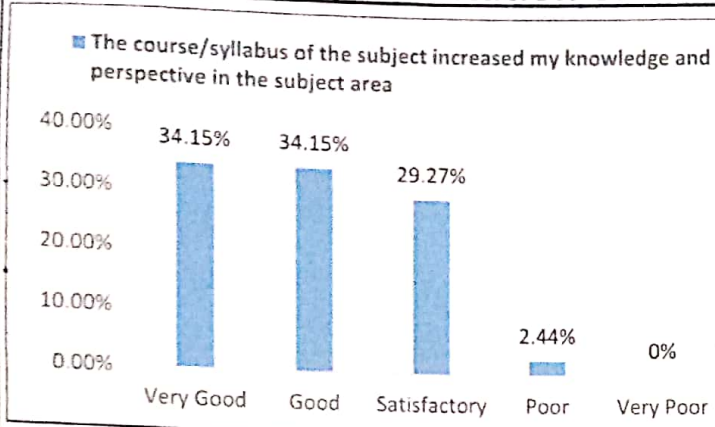
Principal
N.N.Saikia College
Titabar

Graphical Representation of Teachers Feedback Response 2021-22



[Signature]
Principal
N.N.Saikia College
Titabar

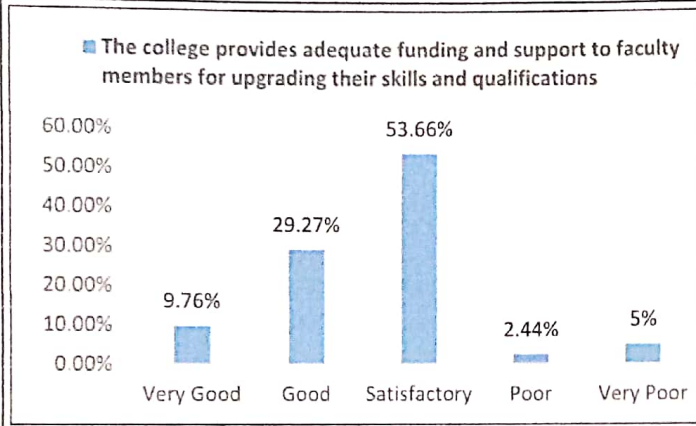
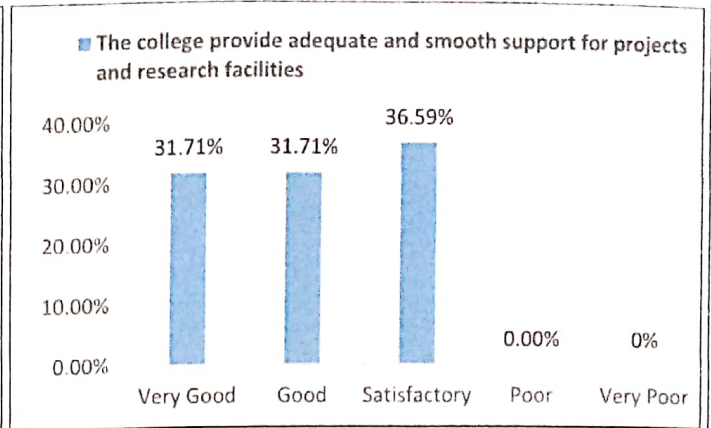
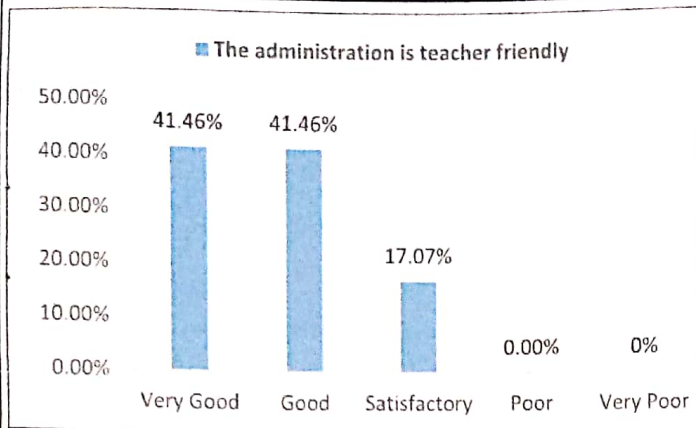
Graphical Representation of Teachers Feedback Response 2021-22



Rizwan

Principal
N.N.Saikia College
Titabar

Graphical Representation of Teachers Feedback Response 2021-22



Lizarnesh
Principal
N.N.Saikia College
Titabar


Alumni Feedback, 2021-22
N. N. Saikia College, Titabar

Q. No.	Nature of Question	Opinions of Answer in Percentage					Scale of Opinion	% of Opinion
		Very Good	Good	Satisfactory	Poor	Very Poor		
1	Admission procedure	59.80%	36.27%	3.92%	0.00%	0.00%	Very Good & Good	96.08%
2	Fee Structure	43.14%	42.16%	14.71%	0.00%	0.00%	Very Good & Good	85.29%
3	Infrastructure and Lab facilities provided	41.18%	42.16%	14.71%	1.96%	0.00%	Very Good & Good	83.33%
4	Quality of teaching and support materials	71.57%	23.53%	3.92%	0.98%	0.00%	Very Good & Good	95.10%
5	Additional skill acquired apart from regular degree	29.41%	47.06%	16.67%	6.86%	1.96%	Very Good & Good	76.47%
6	Library, Seminar hall, Reading room, computer facilities	52.94%	36.27%	7.84%	2.94%	0.00%	Very Good & Good	89.22%
7	Support from administrative staff	33.33%	47.06%	16.67%	1.96%	0.98%	Very Good & Good	80.39%
8	Counseling and placement	25.49%	37.25%	18.63%	10.78%	7.84%	Very Good & Good	62.75%
9	Extracurricular activities by the college for overall development	22.55%	50.98%	15.69%	8.82%	1.96%	Very Good & Good	73.53%
10	Activities organised by the college for overall development	39.22%	43.14%	14.71%	1.96%	0.98%	Very Good & Good	82.35%
11	Handling of grievances (complaints)	29.41%	43.14%	24.51%	1.96%	0.98%	Very Good & Good	72.55%

(Signature)

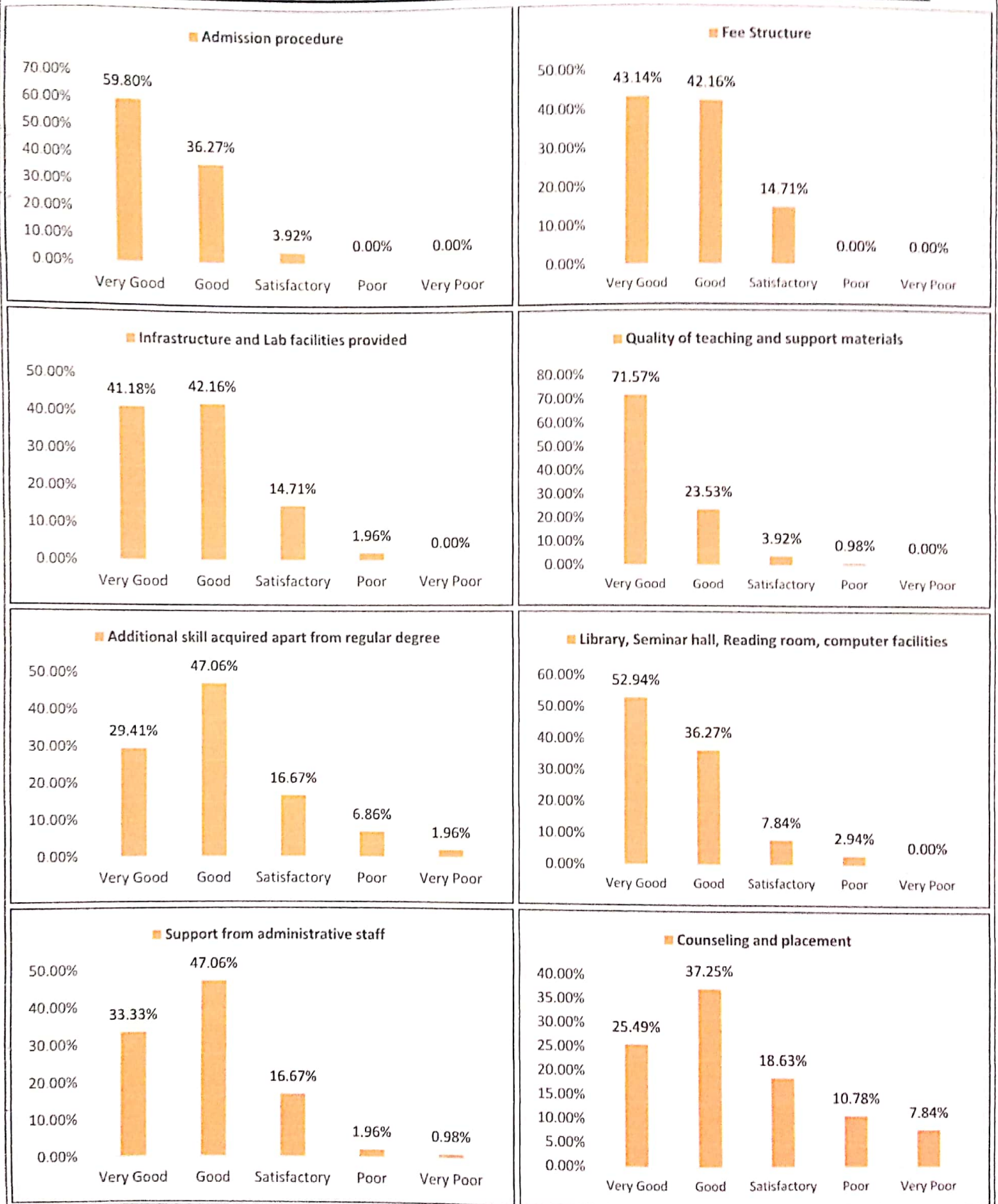
Principal
N.N.Saikia College
Titabar

12	Significance of the course that you learnt in relation to current job	39.22%	46.08%	13.73%	0.98%	0.00%	Very Good& Good	85.29%
13	Alumni Association/Network of old friends	27.45%	53.92%	12.75%	4.90%	0.98%	Very Good& Good	81.37%
14	Learning experience in terms of their relevance to the real life application	39.22%	50.98%	9.80%	0.00%	0.00%	Very Good& Good	90.20%
15	Overall rating of the college	52.94%	44.12%	2.94%	0.00%	0.00%	Very Good& Good	97.06%
		Average rating						87.26%



Principal
N.N.Saikia College
Titabar

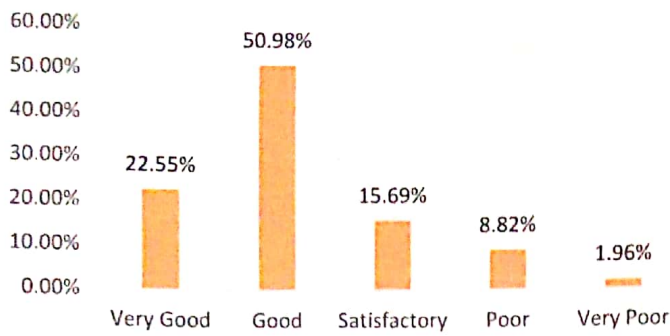
Graphical Representation of Alumni Feedback Response 2021-22



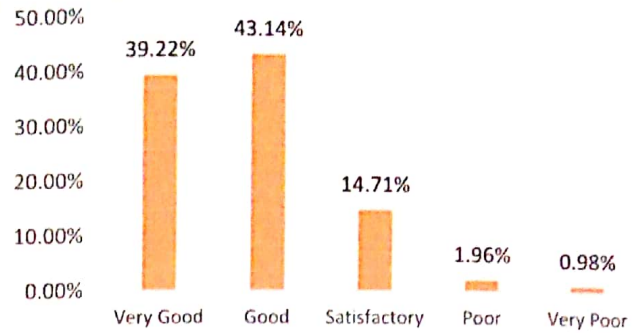
A. Sarma
Principal
N.N.Saikia College
Titabar

Graphical Representation of Alumni Feedback Response 2021-22

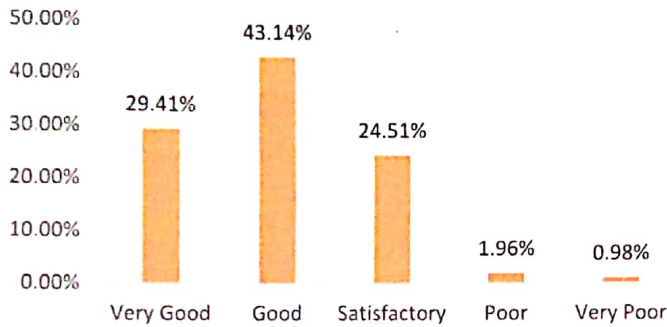
■ Extracurricular activities by the college for overall development



■ Activities organised by the college for overall development



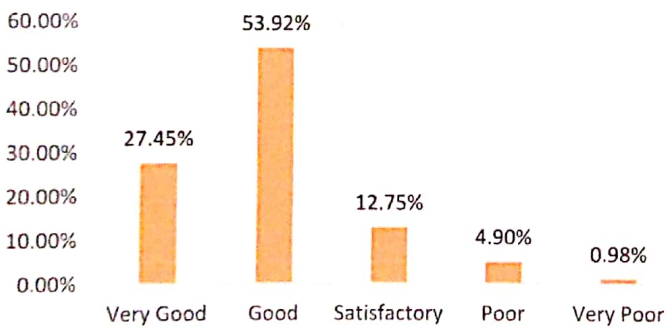
■ Handling of grievances (complaints)



■ Significance of the course that you learnt in relation to current job



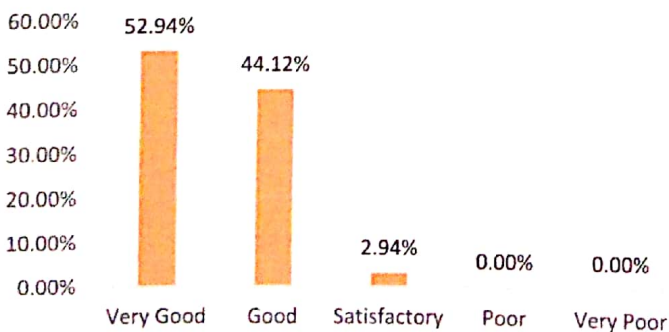
■ Alumni Association/Network of old friends



■ Learning experience in terms of their relevance to the real life application



■ Overall rating of the college



[Signature]
Principal
N.N.Saikia College
Titabar

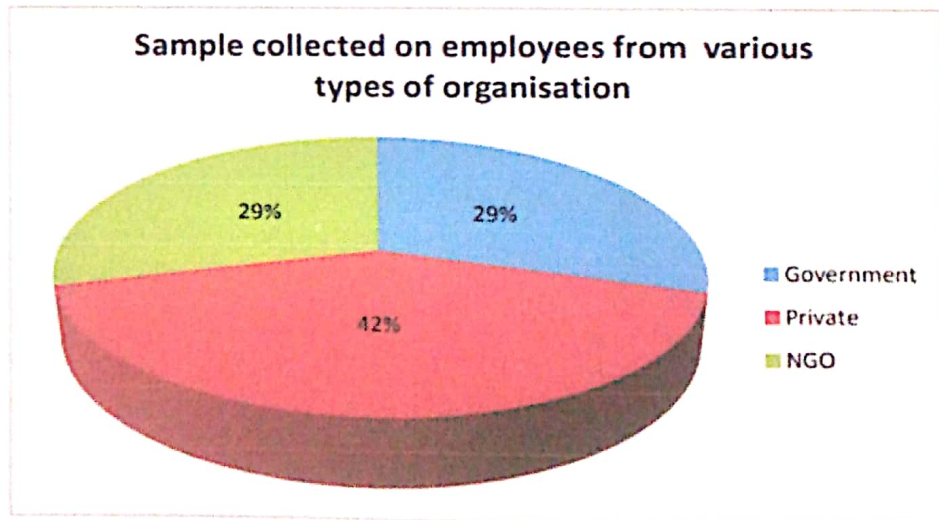
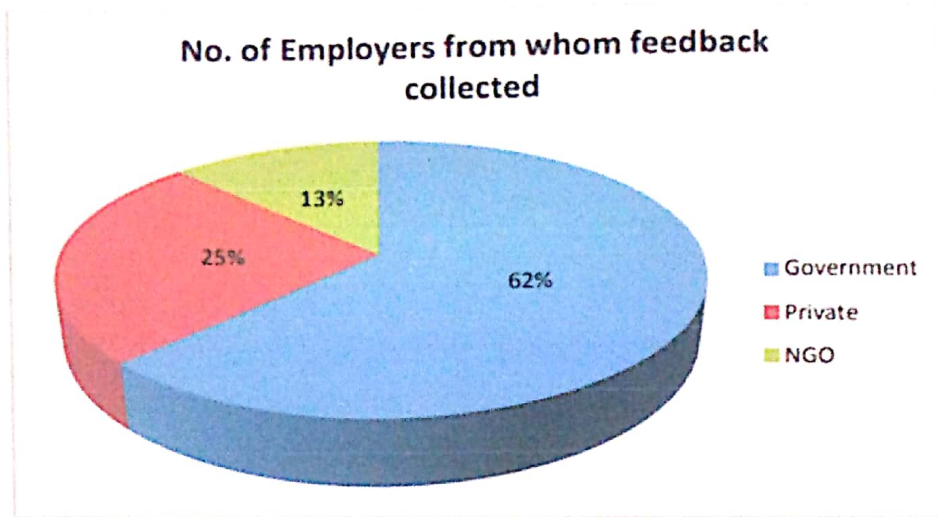
NANDA NATH SAIKIA COLLEGE, TITABAR
TABLE ANALYSIS OF EMPLOYERS' FEEDBACK
SESSION 2021-22

	Government	Private	NGO	Total
No. of Employers from whom feedback collected	5	2	1	8
Sample collected on employees from various types of organisation	31	44	31	106

Question	Opinions of Answer in Percentage					Scale of Opinion	%of Opinion	
	Very Good	Good	Satisfactory	Poor	Very poor			
	4	3	2	1	0			
How do you rate the employee's contribution for the development of your institution?	63.21%	25.47%	11.32%	0.00%	0.00%	Very Good & Good	88.68%	
How do you rate the employee's qualities of your institution?	Communication Skill	74.29%	20.95%	4.76%	0.00%		0.00%	95.24%
	Leadership qualities	50.00%	40.57%	9.43%	0.00%		0.00%	90.57%
	Punctuality	73.58%	16.98%	9.43%	0.00%		0.00%	90.57%
	Willingness to learn new thing	67.92%	19.81%	12.26%	0.00%		0.00%	87.74%
	Planning and organisation skill	39.62%	44.34%	16.04%	0.00%		0.00%	83.96%
	Team work performance	67.92%	19.81%	12.26%	0.00%		0.00%	87.74%
	Innovative idea	23.58%	55.66%	20.75%	0.00%		0.00%	79.25%

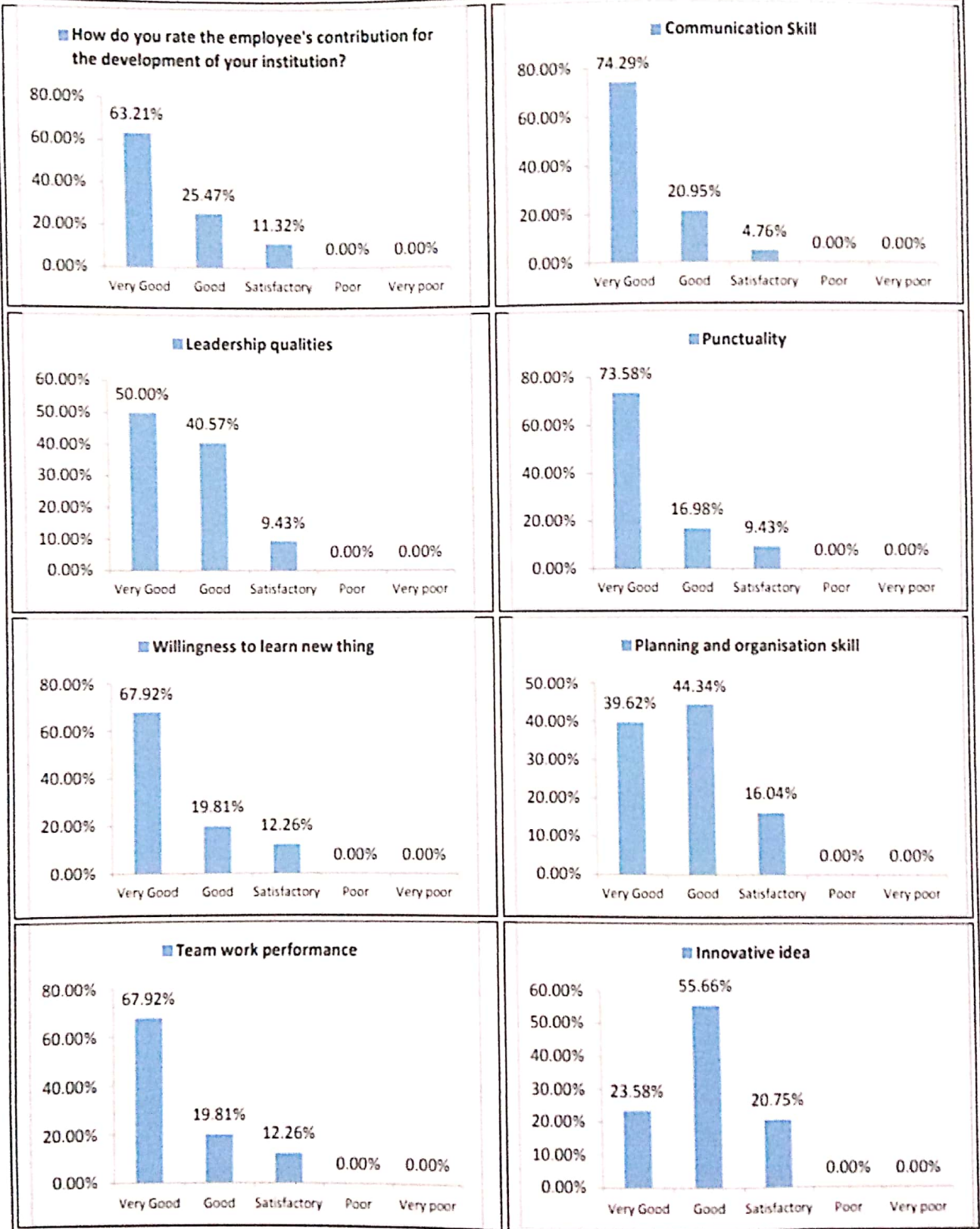
Ranjan
Principal
N.N. Saikia College
Titabar

Graphical Representation of Employers Feedback Response 2021-22



Principal
Principal
N.N. Saikia College
Titabar

Graphical Representation of Employers Feedback Response 2021-22



Principal
N.N. Saikia College
Titabar

**Organization wise Employers' Feedback
Session 2021-22
Nanda Nath Saikia College, Titabar**

**Government Institutions
No of Samples collected : 31**

Question	Opinions of Answer in Percentage				Scale of Opinion	%of Opinion	
	Very Good	Good	Satisfactory	Poor			
	4	3	2	1			
How do you rate the employee's contribution for the development of your institution?	32.26%	29.03%	38.71%	0.00%	Very Good & Good	61.29%	
How do you rate the employee's qualities of your institution?	Communication Skill	38.71%	54.84%	6.45%		0.00%	93.55%
	Leadership qualities	32.26%	35.48%	32.26%		0.00%	67.74%
	Punctuality	45.16%	29.03%	25.81%		0.00%	74.19%
	Willingness to learn new thing	22.58%	41.94%	35.48%		0.00%	64.52%
	Planning and organisation skill	27.27%	36.36%	36.36%		0.00%	63.64%
	Team work performance	35.48%	38.71%	25.81%		0.00%	74.19%
	Innovative idea	22.58%	25.81%	51.61%		0.00%	48.39%

[Signature]
Principal
N.N. Saikia College
Titabar

Private Institutions

No of Samples collected : 44

Question	Opinions of Answer in Percentage				Scale of Opinion	%of Opinion	
	Very Good	Good	Satisfactory	Poor			
	4	3	2	1			
How do you rate the employee's contribution for the development of your institution?	70.45%	29.55%	0.00%	0.00%	Very Good & Good	100.00%	
How do you rate the employee's qualities of your institution?	Communication Skill	90.91%	2.27%	6.82%		0.00%	93.18%
	Leadership qualities	36.36%	63.64%	0.00%		0.00%	100.00%
	Punctuality	81.82%	13.64%	4.55%		0.00%	95.45%
	Willingness to learn new thing	81.82%	13.64%	4.55%		0.00%	95.45%
	Planning and organization skill	25.00%	59.09%	15.91%		0.00%	84.09%
	Team work performance	81.82%	6.82%	11.36%		0.00%	88.64%
	Innovative idea	6.82%	79.55%	13.64%		0.00%	86.36%

Ramesh
Principal
N.N. Saikia College
Titabar

Non Governmental Institution ((NGO)

No of Samples collected : 31

Question	Opinions of Answer in Percentage				Scale of Opinion	%of Opinion	
	Very Good	Good	Satisfactory	Poor			
	4	3	2	1			
How do you rate the employee's contribution for the development of your institution?	83.87%	16.13%	0.00%	0.00%	Very Good & Good	100.00%	
How do you rate the employee's qualities of your institution?	Communication Skill	86.67%	13.33%	0.00%		0.00%	100.00%
	Leadership qualities	87.10%	12.90%	0.00%		0.00%	100.00%
	Punctuality	90.32%	9.68%	0.00%		0.00%	100.00%
	Willingness to learn new thing	93.55%	6.45%	0.00%		0.00%	100.00%
	Planning and organization skill	70.97%	29.03%	0.00%		0.00%	100.00%
	Team work performance	80.65%	19.35%	0.00%		0.00%	100.00%
	Innovative idea	48.39%	51.61%	0.00%		0.00%	100.00%


Ramesh
Principal
N.M. Saikia College
Titabar

Suggestions of Feedback Committee:

1. It was observed that regarding the completion of syllabus on time by the teachers 96.31% students found it very good and good. The feedback committee suggested the authority to appeal all the teachers to cover the syllabus 100% within the stipulated time.
2. It was observed that regarding the Library facilities 89.73% students found it very good and good. The Feedback Committee suggest that the college need to increase more books in the library to cope up with the CBCS curriculum.
3. All total 95.48% student rated teachers very good and good regarding the use of ICT tools while teaching. The feedback committee suggested that the college should construct more ICT enabled classroom. The teachers should use more e-learning resources to impart quality education.
4. All total 62.75% alumni of the college regarded as the counselling and placement facility of the college is very good and good. More Counselling and placement programme need to be conducted. The counselling and placement cell should be more vibrant to cater the needs of students.
5. Alumni Association need to be government registered. The committee suggest the alumni association to do the needful.
6. Boys' hostel needs to be constructed for the male students coming from distant areas.
7. All total 69.93% students found the canteen facility as poor and very poor. Canteen facilities should be increased for the convenience of teachers and students.
8. All total 67.73% students found the toilet facility as poor and very poor. Canteen facilities should be increased for the convenience of teachers and students.
9. Sports facilities need to be improved. Indoor stadium should be constructed in the institution. More sports equipment need to be purchased.
10. As per student's feedback gymnasium facilities need to be improved.
11. It was observed that regarding the internet facility 83.98% students found it very good and good. The feedback committee suggested the authority to improve the facility.
12. The respective teachers should be encouraged to undertake innovative research projects. The feedback committee has provided a few suggestions to the administration of the college to implement these in the near future for overall development of academic ambience of the institute.

Feedback Committee:

Chairperson	: Principal, N. N. Saikia College, Titabar
Vice Chairperson	: Vice Principal (Administrative), N. N. Saikia College, Titabar
Convenor	: Coordinator, IQAC.
Members	: Dr. Nirmal Jyoti Konwar, Department of History Dr. Devaprotim Hazarika, Department of Assamese


5.12.22
(Dr. Litoool Baruah)
Principal
N.N.Saikia College
Titabar
Principal
N.N.Saikia College
Titabar